

# POS\_SDK Development Manual

(V 1.1)

# Content

Abstract.....	6
1.1 Nouns Explanation.....	6
Chapter 2. Function illustration.....	7
2.1 POS Constant definition list.....	7
2.2 TSPL Constant definition list.....	8
2.3 POS Function list.....	9
2.4 TSPL Function list.....	10
2.5 Function invoking example.....	11
2.6 POS Function illustrationLONG.....	14
POS_Port_OpenA/W(LPSTR szName, INT iPort, BOOL bFile, LPSTR szFilePath).....	14
LONG  POS_Port_Close(LONG iPrinterID).....	15
LONG  POS_Output_PrintFontStringA/W(LONG iPrinterID, INT iFont, INT iThick, INT iWidth, INT iHeight, INT iUnderLine, LPCSTR lpString).....	15
LONG  POS_Control_SetRotaryPrint(LONG iPrinterID,INT n).....	16
LONG  POS_Control_SetInvertedPrint(LONG iPrinterID,INT n).....	17
LONG  POS_Control_OppositeColor(LONG iPrinterID, BOOL bOpposite).....	18
LONG  POS_Control_AlignType(LONG iPrinterID, LONG iAlignType).....	19
LONG  POS_Output_PrintOneDimensionalBarcodeA/W(LONG iPrinterID, INT iType, INT iWidth, INT iHeight, INT hri, LPCSTR lpString).....	19
LONG  POS_Output_PrintTwoDimensionalBarcodeA/W(LONG iPrinterID, INT iType, INT parameter1, INT parameter2, INT parameter3, LPCSTR lpString).....	20
LONG  POS_Output_SendLocalFileA/W(LONG iPrinterID, LPCSTR lpFilePath).....	21
LONG  POS_Output_DownloadRamBmpA/W(LONG iPrinterID, LPCSTR lpFilePath).....	22
LONG  POS_Output_PrintRamBmp(LONG iPrinterID,INT n).....	23
LONG  POS_Output_PrintBmpDirectA/W(LONG iPrinterID, LPCSTR lpFilePath).....	23
LONG  POS_Output_PrintStringA/W(LONG iPrinterID, LPSTR lpString).....	24
LONG  POS_Output_PrintFlashBmp(LONG iPrinterID,INT n).....	24
LONG  POS_Control_PrintTestpage(LONG iPrinterID).....	25

LONG POS_Output_PrintData(LONG iPrinterID, LPCSTR lpBuffer, INT iLength).....	26
LONG POS_Control_SetPrintPosition(LONG iPrinterID, LONG iLeftMargin, LONG iWidth).....	27
LONG POS_Control_SetLineSpace(LONG iPrinterID, INT iSpace).....	28
LONG POS_Control_SetPrintFontE(LONG iPrinterID, BOOL iFont, BOOL iBold, BOOL iDoubleWidth, BOOL iDoubleHeight, BOOL iUnderLine).....	28
LONG POS_Control_SetPrintFontC(LONG iPrinterID, BOOL iDoubleWidth, BOOL iDoubleHeight, BOOL iUnderLine).....	29
LONG POS_Control_CutPaper(LONG iPrinterID, LONG iType, LONG iLines).....	29
LONG POS_Control_FeedLines(LONG iPrinterID, LONG iLines).....	30
LONG POS_Control_CashDraw(LONG iPrinterID, LONG iPort, LONG iTime1, LONG iTime2).....	30
LONG POS_Control_BlackMark(LONG iPrinterID).....	31
LONG POS_Status_RTQueryStatus(LONG iPrinterID).....	31
LONG POS_Status_RTQueryTypeStatus(LONG iPrinterID, INT n).....	32
LONG POS_Status_QueryTaskStatus(LONG iPrinterID, INT second).....	34
LONG POS_Input_PrinterId(LONG iPrinterID, char *buf).....	35
LONG POS_Control_ReSet(LONG iPrinterID).....	36
LONG Color24_GrayBW(LPCTSTR szSourceFile, LPCTSTR szTargetFile).....	36
<b>2.7 TSPL Function illustration</b> .....	36
LONG SetIs21();.....	36
LONG PageSetupTSPL(LONG iPrintID, INT PageWidth, INT PageHeight);.....	37
LONG DrawLineTSPL(LONG iPrintID, INT StartX, INT StartY, INT LineWidth, INT LineHeight);.....	38
LONG PrintTSPL21(LONG iPrintID, INT Set);.....	39
LONG PrintTSPL51(LONG iPrintID, INT Set, INT Copy);.....	40
LONG DrawBorderTSPL(LONG iPrintID, INT LineWidth, INT top_left_x, INT top_left_y, INT bottom_right_x, INT bottom_right_y);.....	40
LONG DrawTextTSPL(LONG iPrintID, INT start_x, INT start_y, BOOL isSimplifiedChinese, INT xMultiplication, INT yMultiplication, INT rotate, CString content);.....	42
LONG DrawBarCodeTSPL(LONG iPrintID, INT start_x, INT start_y, CString type, INT height, BOOL isReadable, INT rotate, INT narrowWidth, INT wideWidth, CString content);.....	44
LONG ClearBuffTSPL(LONG iPrintID);.....	45
LONG GetPrinterStatusTSPL(LONG iPrintID).....	46
LONG DriveBeepTSPL(LONG iPrintID).....	47

LONG	SetPaperbackOrPaperFeedTSPL(LONG iPrintID,BOOL isFeedBack, INT mDot).....	47
LONG	ReverseAreaTSPL(LONG iPrintID,INT start_x, INT start_y, INT width, INT height).....	48
LONG	SetGAPTSPL(LONG iPrintID,DOUBLE value).....	50
LONG	SetLabelReferenceTSPL(LONG iPrintID,INT x,INT y).....	51
LONG	DownLoadBitMapTSPL(LONG iPrintID,BOOL isMoveFlash,CString PathName).....	51
LONG	Draw2DBarCodeTSPL(LONG iPrintID,INT start_x, INT start_y, CString Max ,CString content).....	53
LONG	PutBitMapTSPL(LONG iPrintID,INT start_x, INT start_y,CString fileName).....	55
LONG	SetCharsetNameTSPL(LONG iPrintID,CString CharSetName).....	57
LONG	SelectCodePageTSPL(LONG iPrintID,INT value).....	58
<b>Appendix</b> .....		60
<b>1. CODE128summarize</b> .....		60
<b>2. Character set</b> .....		60

## Version illustration

Version	SDK version	Amendment record	Write	Time
V1.0	V1007 and higher	This document is the assort document of V1007 version and higher, which don't compatible with previous versions	Wang Xin	2016-6-30
V1.1	V1008 and higher	This document is based on development manual V1.0, adding TSPL command description.	Zhang Tongli	2017-1-20

# Abstract

POS\_SDK is printer quadratic element development package provided for our POS printer and label printer model, which bases on Windows platform, including printer interface dynamic link library POS\_SDK.dll、Demo routine source code、POS\_SDK development manual. POS\_SDK is interface calling function and printing solution provided for development of third-party software.

Printer interface dynamic link library POS\_SDK.dll mainly package the on/off operate performance function of serial interface, parallel interface, USB interface and Ethernet interface. It also packages the ESC/POS instruction set performance function and performance function of sending and receiving data, uploading local file and printing .

Demo routine source code provide routine source code of POS\_SDK.dll for users to refer in secondary development.

POS\_SDK development manual is used in POS\_SDK application illustration. Please read user's manual carefully for your convenience use.

## Chapter 1. Printer Relevant Knowledge

### 1.1 Nouns Explanation

- **Printing Width:**The maximum horizontal print range that printer supports, decided by printer itself. For example, as for 80mm printer, the printing width is 72mm(576 dots), while as for 58mm printer, the printing width is 48(384 dots).
- **Printing Area:** Printing area can be set by commands, and it must be less than or equal to printing width.
- **Line Height:** The height of characters line. Line Height = Characters Height + Lines Space.
- **Black Mark Paper:** Black mark is black patch pre-printed on the paper, users can use it to locate printing position.
- **Dpi(dots per inch):** Printing dots on each inch paper
- **Vertical or Horizontal Moving Units:** A moving unit is a printing dot by default, the horizontal distance is 1/8mm and the vertical distance is 1/8mm.

### 1.2 Relevant Knowledge

- **Western Language Printing:** Western characters we called including ASCII characters and

Codepages by default. The ASCII characters range is 0x20~0x7F, the Codepage range is 0x80~0xFF. Western language (such as German and Spanish) have their own single byte codepage. Because Codepage code and Chinese code have overlapping part, please print Codepage content in Western language printing mode. Common Western language characters fonts are: Font A: 12x24 Font B: 9x17.

- **Chinese Printing:** The Chinese characters including simplified Chinese and traditional Chinese by default. The common simplified Chinese character set we use is GB2312 and GB18030, while the common traditional Chinese character set we use is BIG5. Common Chinese character font: 24x24 (dots).
- **Twice Height Printing:** In this printing mode, the height of character is twice of normal height of character.
- **Twice Width Printing:** In this printing mode, the width of character is twice of normal width of character.
- **TSPL command:** Feature of the models support TSPL command is that buffer similar with canvas will be built in the printer, the printed content could specify coordinate on the canvas, only call printer method will make the printer print content, otherwise does not print.

## Chapter 2. Function illustration

### 2.1 POS Constant definition list

Classification	Statement	Value	Illustration
Function returned status	<code>#define POS_ES_PAPERENDING</code>	6L	Paper will run out
	<code>#define POS_ES_DRAWERHIGH</code>	5L	High level signal of cash draw
	<code>#define POS_ES_CUT</code>	4L	Cutter non-recover
	<code>#define POS_ES_DOOROPEN</code>	3L	Paper case open
	<code>#define POS_ES_HEAT</code>	2L	Print head overheat
	<code>#define POS_ES_PAPEROUT</code>	1L	Paper out
	<code>#define POS_ES_SUCCESS</code>	0L	successfully/send successfully/status normally/printing finished
	<code>#define POS_ES_INVALIDPARA</code>	-1L	Parameter error
	<code>#define POS_ES_WRITEFAIL</code>	-2L	Failed to write
	<code>#define POS_ES_READFAIL</code>	-3L	Failed to read

	<code>#define</code> POS_ES_NONMONOCHROME_BITMAP	-4L	not monochrome bitmap
	<code>#define</code> POS_ES_OVERTIME	-5L	overtime/write overtime/read overtime/printing unfinished
	<code>#define</code> POS_ES_FILEOPENERROR	-6L	Failed to open pic/file
	<code>#define</code> POS_ES_OTHERERRORS	-100L	Error caused by other reason
1D barcode	<code>#define</code> POS_BT_UPCA	4001L	UPC-A
	<code>#define</code> POS_BT_UPCE	4002L	UPC-E
	<code>#define</code> POS_BT_JAN13	4003L	JAN13 (EAN13)
	<code>#define</code> POS_BT_JAN8	4004L	JAN 8 (EAN8)
	<code>#define</code> POS_BT_CODE39	4005L	CODE39
	<code>#define</code> POS_BT_ITF	4006L	ITF
	<code>#define</code> POS_BT_CODABAR	4007L	CODABAR
	<code>#define</code> POS_BT_CODE93	4073L	CODE93
	<code>#define</code> POS_BT_CODE128	4074L	CODE128
2D barcode	<code>#define</code> POS_BT_PDF417	4100L	PDF417
	<code>#define</code> POS_BT_DATAMATRIX	4101L	Data Matrix
	<code>#define</code> POS_BT_QRCODE	4102L	QR Code
Barcode character position	<code>#define</code> POS_HT_NONE	4011L	Not print
	<code>#define</code> POS_HT_UP	4012L	Print above the barcode
	<code>#define</code> POS_HT_DOWN	4013L	Print under the barcode
	<code>#define</code> POS_HT_BOTH	4014L	Print both above and under the barcode

## 2.2 TSPL Constant definition list

Function returned status	<code>#define</code> TSPL_SUCCESS	0L	Normal
	<code>#define</code> TSPL_IDERROR	-1L	Printer handle error
	<code>#define</code> TSPL_PARAM_LESS_EQUAL_ZERO	-2L	Parameter under or equal to zero
	<code>#define</code> TSPL_PARAM_GREAT_RANGE	-3L	Parameter above specified range
	<code>#define</code> TSPL_PRINTER_STATUS_OUTPAPER	1L	Printer out of paper
	<code>#define</code>	2L	Printing



	TSPL_PRINTER_STATUS_WORK		
	<a href="#">#define</a> TSPL_PRINTER_STATUS_ENCLOSURE URENOCLOSE	3L	Printer case open
	<a href="#">#define</a> TSPL_PRINTER_STATUS_ERROR	4L	Printer internal error

## 2.3 POS Function list

Function classification	Functional function	Illustration
Port operation	<a href="#">1. POS_Port_OpenA/W</a>	Open port
	<a href="#">2. POS_Port_Close</a>	Close port
Print	<a href="#">1. POS_Output_PrintFontStringA/W</a>	print formatting character
	<a href="#">2. POS_Control_SetRotaryPrint</a>	Rotating printing
	<a href="#">3. POS_Control_SetInvertedPrint</a>	Invert printing
	<a href="#">4. POS_Control_OppositeColor</a>	Reverse printing
	<a href="#">5. POS_Control_AlignType</a>	Align type
	<a href="#">6. POS_Output_PrintOneDimensionalBarcodeA/W</a>	1D barcode printing
	<a href="#">7. POS_Output_PrintTwoDimensionalBarcodeA/W</a>	2D barcode printing
	<a href="#">8. POS_Output_SendLocalFileA/W</a>	Print local file
	<a href="#">9. POS_Output_DownloadRamBmpA/W</a>	Bitmap download
	<a href="#">10. POS_Output_PrintRamBmp</a>	Print downloaded bitmap
	<a href="#">11. POS_Output_PrintBmpDirectA/W</a>	Drive mode printing
	<a href="#">12. POS_Output_PrintStringA/W</a>	Print character string
	<a href="#">13. POS_Output_PrintFlashBmp</a>	Print pre-downloaded bitmap
	<a href="#">14. POS_Control_PrintTestpage</a>	Print test page
	<a href="#">15. POS_Output_PrintData</a>	Print buffer data
	<a href="#">16. POS_Control_SetPrintPosition</a>	Set print position
	<a href="#">17. POS_Control_SetLineSpace</a>	Set line space
	<a href="#">18. POS_Control_SetPrintFontE</a>	Western font print format
	<a href="#">19. POS_Control_SetPrintFontC</a>	Chinese font print format
Machine control	<a href="#">1. POS_Control_CutPaper</a>	Control printer cut paper
	<a href="#">2. POS_Control_FeedLines</a>	Paper feeding
	<a href="#">3. POS_Control_CashDraw</a>	Control printer cash

		draw
	<a href="#">4. POS_Control_BlackMark</a>	Black mark position
Status query	<a href="#">1. POS_Status_RTQueryStatus</a>	paper status checking
	<a href="#">2. POS_Status_RTQueryTypeStatus</a>	printer status checking
	<a href="#">3. POS_Status_QueryTaskStatus</a>	Printing finished demonstration
	<a href="#">4. POS_Input_PrinterId</a>	Get printer ID
others	<a href="#">1. POS_Control_ReSet</a>	Initialize printer
	<a href="#">2. Color24_GrayBW</a>	24 bitmap convert to monochrome bitmap
illustration	The functions which have “A/W” in the rear of function name support Unicode character encoded mode. If using ANSI encode mode standard, please use function with “A”; if using Unicode encode mode, please use function with “W”	

## 2.4 TSPL Function list

Function classification	Functional function	Illustration
Print	<a href="#">1. LONG PageSetupTSPL</a>	Set page width and page height
	<a href="#">2. LONG DrawLineTSPL</a>	Draw line
	<a href="#">3. LONG PrintTSPL21</a>	TL21 print buffer
	<a href="#">4. LONG PrintTSPL51</a>	TL51 print buffer
	<a href="#">5. LONG DrawBorderTSPL</a>	Draw rectangle
	<a href="#">6. LONG DrawTextTSPL</a>	Print words
	<a href="#">7. LONG DrawBarCodeTSPL</a>	1D barcode print
	<a href="#">8. LONG Draw2DBarCodeTSPL</a>	2D barcode print(TL21 not supported now)
	<a href="#">9. LONG ClearBuffTSPL</a>	Clear printer buffer
	<a href="#">10. LONG DownLoadBitMapTSPL</a>	Bitmap download(TL21 not supported now)
	<a href="#">11. LONG PutBitMapTSPL</a>	Put downloaded bitmap into printer buffer (TL21 not supported now)
	<a href="#">12. LONG ReverseAreaTSPL</a>	Reverse printing on specified area
	<a href="#">13. LONG SetGAPTSPL</a>	Set the vertical spacing between labels
	<a href="#">14. LONG SetLabelReferenceTSPL</a>	Defines the origin position of the label

	<a href="#">15. LONG SetCharsetNameTSPL</a>	Set the international character set (TL21 not supported now)
	<a href="#">16. LONG SelectCodePageTSPL</a>	Choose characters codepage (TL51 not supported now)
Machine control	<a href="#">1. LONG DriveBeepTSPL</a>	Drive buzzer beep for one sound
	<a href="#">2. LONG SetPaperbackOrPaperFeedTSPL</a>	Feed and back paper
Status query	<a href="#">1. LONG GetPrinterStatusTSPL</a>	Status Check
illustration	<a href="#">1. LONG SetIs21</a>	Used to confirm it is TL21 model or not, for convenience to distinguish command and related condition

## 2.5 Function invoking example

### ➤ POS Function invoking example

```
//take USB interface printer as example
//invoking procedure:open port→send printing content→close port:
...
LONG  m_hPrinter;//efine port return handle
LONG  ret;//efine port print function return value variable
...
//invoke POS_Port_OpenA to open print port

m_hPrinter = POS_Port_OpenA("SP-USB1", 1002, false, null);
//identify opening port successfully or not
if(m_hPrinter < 0)
{
    POS_Port_Close(m_hPrinter);
    MessageBox(_T("open failed"));
    return;
}
else
{
    MessageBox(_T("open successfully"));
    return;
}
...
//send printing content
ret = POS_Output_PrintFontStringA(m_hPrinter, 0, 1, 1, 1, 0, "Hi, thank you for choosing our printer, We will get your the best experience!\r\n");
```

---

```
//identify sending printing content successfully or not
```

```
switch (ret)
{
case POS_ES_SUCCESS:
    MessageBox(_T("sending successfully"));
    break;
case POS_ES_INVALIDPARA:
    MessageBox(_T("Parameter error"));
    break;
case POS_ES_WRITEFAIL:
    MessageBox(_T("sending failed"));
    break;
case POS_ES_OVERTIME:
    MessageBox(_T("overtime"));
    break;
case POS_ES_OTHERERRORS:
    MessageBox(_T("other error"));
    break;
}
...
POS_Port_Close(m_hPrinter); //close printing port
```

➤ TSPL function invoking example

*Description: When use TSPL model printing, need to call ageSetupTSPL method to build a printing buffer in the printer, then call methods like DrawTextTSPL after this will write the data into printer buffer, but will not print immediately, only print after received the print command (TL21 model call PrintTSPL21 method, TL51 model call PrintTSPL51 method), or will not print.*

```
//take USB interface printer as example
//invoking procedure:open port→send printing content→close port;
...
LONG m_hPrinter;//define port return handle
LONG ret;//define port print function return value variable
...
//invoke POS_Port_OpenA to open print port
m_hPrinter = POS_Port_OpenA("SP-USB1", 1002, false, null);
//identify opening port successfully or not
if(m_hPrinter < 0)
{
    POS_Port_Close(m_hPrinter);
    MessageBox(_T("open failed"));
    return;
}
```

```

    }
    else
    {
        MessageBox(_T("open successfully"));
        return;
    }
    ...
    CString info;
    SetIs21();//If TL21 model, need to invoke this method,to confirm the model is TL21, for convenience
to distinguish command and related condition.
    ret = ClearBuffTSPL(m_hPrinter);//Clear the buffer in printer
    if(ret < 0)
    {
        info.Format("ClearBuffTSPL Parameter,m_hPrinter error:%d",ret);
        MessageBox(info);
    }
    //Set page width, page height, equal to set buffer in the internal printer
    ret = PageSetupTSPL(m_hPrinter,45,56);
    switch(ret)
    {
        case TSPL_IDERROR:
            info.Format("PageSetupTSPL Parameter m_hPrinter Error:%d",ret);
            MessageBox(info);
            break;
        case TSPL_PARAM_LESS_EQUAL_ZERO:
            info.Format("PageSetupTSPL Parameter PageWidth or PageHeight under or equal,error
code:%d",ret);
            MessageBox(info);
            break;
        case TSPL_PARAM_GREAT_RANGE:
            info.Format("PageSetupTSPL Parameter PageWidth or PageHeight above speified range,
error code:%d",ret);
            MessageBox(info);
            break;
    }

    //Send text content to previous internal buffer in printer invoked by PageSetupTSPL,
but will not print immediately
    ret = DrawTextTSPL(m_hPrinter,0,0,TRUE,1,1,0,"DrawTextTSPL");
    switch(ret)
    {
        case TSPL_IDERROR:
            info.Format("DrawTextTSPL Parameter m_hPrinter Error:%d",ret);
            MessageBox(info);

```

```

        break;
    case TSPL_PARAM_LESS_EQUAL_ZERO:
        info.Format("DrawTextTSPL Parameter start_x < 0 or start_y < 0 or xMultiplication < 1 or
yMultiplication < 1 or content == NULL,error code:%d",ret);
        MessageBox(info);
        break;
    case TSPL_PARAM_GREAT_RANGE:
        info.Format("DrawTextTSPL Parameter xMultiplication or yMultiplication above error
code:%d",ret);
        MessageBox(info);
        break;
    }
    ...
    PrintTSPL21(m_hPrinter,1);//If TL21 invoked this method, only invoked this method will the printer carry
out printing action.
    POS_Port_Close(m_hPrinter); //close printing window

```

## 2.6 POS Function illustration

**LONG POS\_Port\_OpenA/W(LPSTR szName, INT iPort, BOOL bFile, LPSTR szFilePath)**

### Function

Open port

### Parameter

- szName:Port Name, For example
  - Serial: "COM1:9600,N,8,1"
  - Parallel: "LPT1"
  - USB: "SP-USB001"
  - Ethernet: "192.168.1.114";
- iPort: Port Type, 1000 is serial port, 1001 is parallel port, 1002 is USB port, 1003is Ethernet port;
- bFile: choose Whether to save the printing content as the local document
- szFilePath: when bFile is the really numerical value, it is the path of local document saving, otherwise this parameter will be ignored.

### Return Numerical Value

- True: Printer handle;
- False: POS\_ES\_INVALIDPARA(-1)
  - POS\_ES\_OVERTIME(-5)
  - POS\_ES\_FILEOPENERROR(-6)
  - POS\_ES\_OTHERERRORS(-100)

**LONG POS\_Port\_Close(LONG iPrinterID)****Function**

Close Port

**Parameter**

- iPrinterID: Printer handle, it will be confirmed by the return Numerical Value from the opened port

**Return Numerical Value**

- True: POS\_ES\_SUCCESS (0)
- False: POS\_ES\_INVALIDPARA(-1)  
POS\_ES\_OVERTIME(-5)  
POS\_ES\_OTHERERRORS(-100)

**LONG POS\_Output\_PrintFontStringA/W(LONG iPrinterID, INT iFont, INT iThick, INT iWidth, INT iHeight, INT iUnderLine, LPCSTR lpString)****Function**

Printing formatted characters string

**Parameter**

- iPrinterID:Printer handle, it will be confirmed by the return Numerical Value from the opened port
- iFont:when it is 0, printer choose standard ASCII Font A (12 × 24); when it is 1, printer choose compressed ASCII Font B (9 × 17);
- iThick:when it is 0, printer cancel over-striking mode; when it is 1, printer is over-striking mode
- iWidth:when it is 0, printer cancel the double width mode; when it is 1, printer is double width mode
- iHeight:when it is 0, printer cancel the double height mode; when it is 1, printer is double height mode
- iUnderLine:when it is 0, printer cancel the underline mode; when it is 1, printer is underline mode
- lpString:Character string ended with empty byte

**Return Value:**

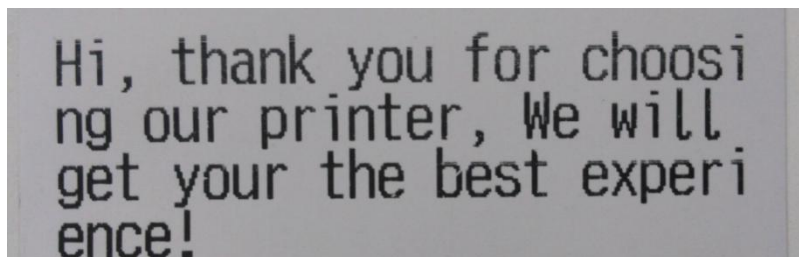
- True: POS\_ES\_SUCCESS (0)
- False: POS\_ES\_INVALIDPARA(-1)  
POS\_ES\_WRITEFAIL(-2)  
POS\_ES\_OVERTIME(-5)  
POS\_ES\_OTHERERRORS(-100)

**Illustration**

- Over striking mode is available for character and Chinese character, other mode are only available for character except over striking mode
- when choose twice width and twice height mode at the same time, the character will be magnified twice horizontally and vertically
- the content less than one row should end with “\r\n” to be printed

**Printing Effect**

*POS\_Output\_PrintFontStringA(m\_hPrinter,0,1,1,1,0, "Hi, thank you for choosing our printer, We will get your the best experience!\r\n");// Printing character string in iThick, iHeight, iWidth mode*

**LONG POS\_Control\_SetRotaryPrint(LONG iPrinterID,INT n)****Function**

Choose/Cancel 90° rotation printing mode

**Parameter**

- iPrinterID: Printer handle, it will be confirmed by the return Numerical Value from the opened port
- n: when it is 0, printer cancel rotate 90 degree clockwise mode; when it is 1, printer choose rotate 90 degree clockwise mode

**Return Numerical Value**

- True:POS\_ES\_SUCCESS (0)
- False:POS\_ES\_INVALIDPARA(-1)  
           POS\_ES\_WRITEFAIL(-2)  
           POS\_ES\_OVERTIME(-5)  
           POS\_ES\_OTHERERRORS(-100)

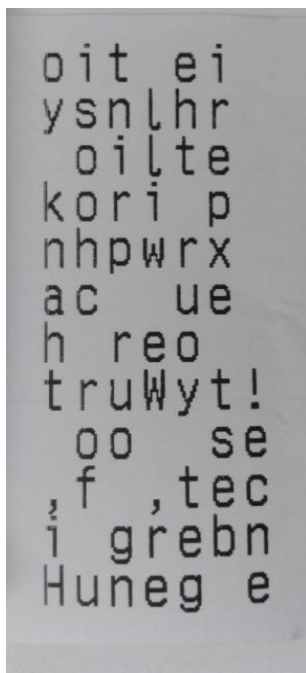
**Illustration**

- 90° rotation printing mode is effective for character and Chinese character, while is noneffective for 1D barcode, 2D barcode and bitmap.
- This function doesn't support POS76 series printer

**Printing Effect**

*POS\_Control\_SetRotaryPrint(m\_hPrinter,1);// choose 90° rotation printing mode*





## LONG POS\_Control\_SetInvertedPrint(LONG iPrinterID,INT n)

### Function

Choose/Cancel inversion printing mode

### Parameter

- iPrinterID:Printer handle, it will be confirmed by the return Numerical Value from the opened port
- n:when it is 0, printer cancel inversion printing mode; when it is 1, printer choose inversion printing mode

### Return Numerical Value

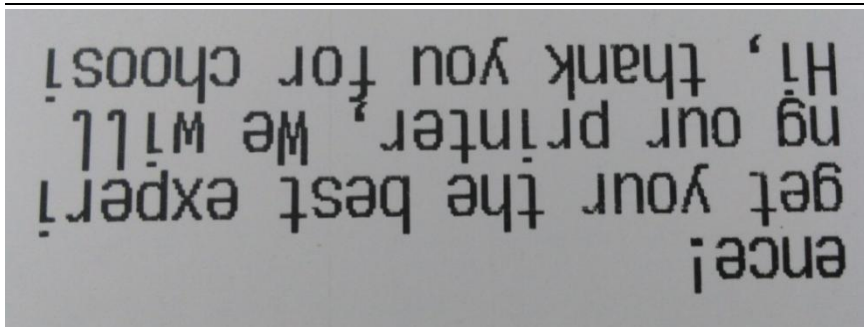
- True:POS\_ES\_SUCCESS (0)
- False:POS\_ES\_INVALIDPARAM(-1)  
POS\_ES\_WRITEFAIL(-2)  
POS\_ES\_OVERTIME(-5)  
POS\_ES\_OTHERERRORS(-100)

### Illustration

- inversion printing mode is effective for character, Chinese character, 1D code, 2D code and bitmap.

### Printing Effect

- *POS\_Control\_SetInvertedPrint(m\_hPrinter,1);//choose inversion printing mode*



**LONG POS\_Control\_OppositeColor(LONG iPrinterID, BOOL bOppsite)**

### Function

Choose/cancel reverse printing mode

### Parameter

- iPrinterID: Printer handle, it will be confirmed by the return Numerical Value from the opened port
- bOppsite: 0 means cancel reverse printing, 1 means choose reverse printing

### Return Numerical Value

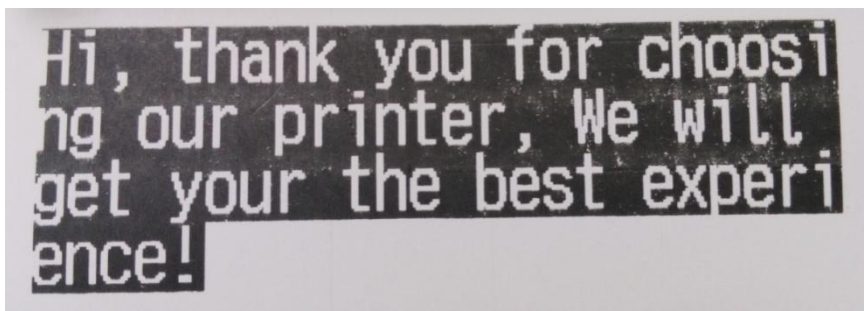
- True: POS\_ES\_SUCCESS (0)
- False: POS\_ES\_INVALIDPARAM (-1)  
           POS\_ES\_WRITEFAIL (-2)  
           POS\_ES\_OVERTIME (-5)  
           POS\_ES\_OTHERERRORS (-100)

### Illustration

- Reverse printing mode is available for all character( except barcode character)
- Reverse printing mode in precedence to underline mode. Underline mode is ineffective in the reverse printing mode, the set underline will be effective after canceling the reverse printing mode
- Reverse printing mode hasn't influence on the space between the lines.
- The function don't support POS76 series printers

### Printing Effect

*POS\_Control\_OppositeColor(m\_hPrinter, TRUE); //set reverse white printing mode*



**LONG POS\_Control\_AlignType(LONG iPrinterID, LONG iAlignType)****Function**

Setting character alignment method( left alignment/middle alignment/right alignment)

**Parameter**

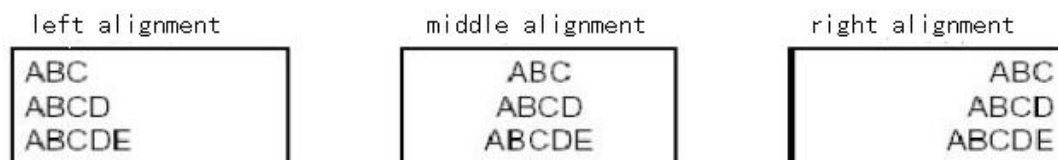
- iPrinterID:Printer handle, it will be confirmed by the return Numerical Value from the opened port
- iAlignType:Method of alignment, "0" Left alignment "1" Middle alignment "2" Right alignment

**Return Numerical Value**

- True:POS\_ES\_SUCCESS (0)
- False:POS\_ES\_INVALIDPARA(-1)  
POS\_ES\_WRITEFAIL(-2)  
POS\_ES\_OVERTIME(-5)  
POS\_ES\_OTHERERRORS(-100)

**Illustration**

- If have set printing area, then align in the printing area

**Printing Effect****LONG POS\_Output\_PrintOneDimensionalBarcodeA/W(LONG iPrinterID, INT iType, INT iWidth, INT iHeight, INT hri, LPCSTR lpString)****Function**

Printing 1D barcode

**Parameter**

- iPrinterID:Printer handle, it will be confirmed by the return Numerical Value from the opened port
- iType:choose one dimensional barcode type. The types which can be chosen refer to constant definition list
- iWidth:choose barcode width,  $2 \leq iWidth \leq 6$ ;
- iHeight:choose barcode height,  $1 \leq iHeight \leq 255$ ;
- hri:choose the printing position of barcode character, which can be chosen are below
  - POS\_HT\_NONE:not print;
  - POS\_HT\_DOWN:print under the barcode
  - POS\_HT\_UP:print above the barcode
  - POS\_HT\_BOTH:print both under the barcode and above the barcode
- lpString:barcode data, please refer to the illustration of requirement for barcode data

**Return Numerical Value**

- True:POS\_ES\_SUCCESS (0)
- False:POS\_ES\_INVALIDPARA(-1)

POS\_ES\_WRITEFAIL(-2)  
 POS\_ES\_OVERTIME(-5)  
 POS\_ES\_OTHERERRORS(-100)


### Illustration

- When choose POS\_BT\_UPCA、POS\_BT\_UPCE、POS\_BT\_JAN13、POS\_BT\_JAN8、POS\_BT\_CODE39、POS\_BT\_ITF、POS\_BT\_CODABAR, barcode data should end with "0"
- This function doesn't support POS76 series printers
- Barcode data requirement

Barcode type	Number of amount(n)	Data (d)
POS_BT_UPCA	$11 \leq n \leq 12$	$48 \leq d \leq 57$
POS_BT_UPCE	$11 \leq n \leq 12$	$48 \leq d \leq 57$
POS_BT_JAN13	$12 \leq n \leq 13$	$48 \leq d \leq 57$
POS_BT_JAN8	$7 \leq n \leq 8$	$48 \leq d \leq 57$
POS_BT_CODE39	$1 \leq n \leq 255$	$45 \leq d \leq 57, 65 \leq d \leq 90, 32, 36, 37, 43$
POS_BT_ITF	$1 \leq n \leq 255$	$48 \leq d \leq 57$
POS_BT_CODABAR	$1 \leq n \leq 255$	$48 \leq d \leq 57, 65 \leq d \leq 68, 36, 43, 45, 46, 47, 58$
POS_BT_CODE93	$1 \leq n \leq 255$	$0 \leq d \leq 127$
POS_BT_CODE128	$2 \leq n \leq 255$	$0 \leq d \leq 127$

### Printing Effect

*POS\_Output\_PrintOneDimensionalBarcodeA(m\_hPrinter, POS\_BT\_CODE128, 2, 50, 4013, "NO.123456"); // Printing CODE128 barcode*



**LONG POS\_Output\_PrintTwoDimensionalBarcodeA(W(LONG iPrinterID, INT iType, INT parameter1, INT parameter2, INT parameter3, LPCSTR lpString)**

### Function

Printing 2D barcode

### Parameter

- iPrinterID: Printer handle, it will be confirmed by the return Numerical Value from the opened port

- iType:choose two dimensional barcode type, two dimensional barcode types which can be chosen refer to constant definition list
- parameter1:
  - POS\_BT\_PDF417:means the character number of each row. The max value of v should less than the max value of model permit because different modes have different paper width
  - POS\_BT\_DATAMATRIX:means the height of figure
  - POS\_BT\_QRCODE:means the version number of figure
- parameter2:
  - POS\_BT\_PDF417:means the class of error correction
  - POS\_BT\_DATAMATRIX:means the width of figure
  - POS\_BT\_QRCODE:means the class of error correction (L:7%, M:15%,Q:25%,H:30%);
- parameter3:means the magnification times in lengthways,  $1 \leq \text{parameter3} \leq 6$ ;
- lpString:barcode data, please refer to the illustration of requirement for barcode data

### Return Numerical Value

- True:POS\_ES\_SUCCESS (0)
- False:POS\_ES\_INVALIDPARA(-1)  
POS\_ES\_WRITEFAIL(-2)  
POS\_ES\_OVERTIME(-5)  
POS\_ES\_OTHERERRORS(-100)


### Illustration

- This function doesn't support POS76 series printers
- Barcode data requirement

Barcode type	Data length(n)	parameter1(v)	parameter2(r)	parameter3(k)	Data content(d)
QR Code	$1 \leq n \leq 65535$	$1 \leq v \leq 16$	$r=76,77,81,72$	$1 \leq k \leq 6$	$0 \leq d \leq 255$
Data Matrix	$1 \leq n \leq 65535$	$0 \leq v \leq 144$	$8 \leq r \leq 144$	$1 \leq k \leq 6$	$0 \leq d \leq 255$
PDF417	$1 \leq n \leq 65535$	$1 \leq v \leq 30$	$0 \leq r \leq 8$	$1 \leq k \leq 6$	$0 \leq d \leq 255$

### Printing Effect

*POS\_Output\_PrintTwoDimensionalBarcodeA(m\_hPrinter,POS\_BT\_PDF417,2,6,6,"www.test.com");//Print PDF417 barcode*



**LONG POS\_Output\_SendLocalFileA(W(LONG iPrinterID, LPCSTR lpFilePath)**

### Function

**Print local TXT document**

**Parameter**

- iPrinterID: Printer handle, it will be confirmed by the return Numerical Value from the opened port
- lpFilePath: local TXT document store path

**Return Numerical Value**

- True: POS\_ES\_SUCCESS (0)
- False: POS\_ES\_INVALIDPARA(-1)  
           POS\_ES\_WRITEFAIL(-2)  
           POS\_ES\_OVERTIME(-5)  
           POS\_ES\_FILEOPENERROR(-6)  
           POS\_ES\_OTHERERRORS(-100)

**LONG POS\_Output\_DownloadRamBmpA/W(LONG iPrinterID, LPCSTR lpFilePath)****Function**

Download local monochrome bitmap to printer RAM

**Parameter**

- iPrinterID: Printer handle, it will be confirmed by the return Numerical Value from the opened port;
- lpFilePath: Local single color bitmap storage path

**Returned value**

- True: POS\_ES\_SUCCESS (0)
- False: POS\_ES\_INVALIDPARA(-1)  
           POS\_ES\_WRITEFAIL(-2)  
           POS\_ES\_NONMONOCHROMEBITMAP(-4)  
           POS\_ES\_OVERTIME(-5)  
           POS\_ES\_FILEOPENERROR(-6)  
           POS\_ES\_OTHERERRORS(-100)

**Illustration**

- The size of downloaded pic should not beyond the printer RAM area, printer will exit directly if oversize and the data will be regarded as ordinary data.
- The horizontal width of pic should less than the max printable width, the width of 80mm paper is 576dots, the width of 58mm paper is 384dots
- This function can download pic (such as LOGO, digital signature) into the printer RAM before printing, Invoking POS\_Output\_PrintRamBmp function for printing, it can reduce the waiting time of data transmission when printing pics.
- This function doesn't support POS76 series printers and POS58 series printers

**LONG POS\_Output\_PrintRamBmp(LONG iPrinterID,INT n)****Function**

Print local monochrome bitmap downloaded to printer RAM according to the chosen mode

**Parameter**

- iPrinterID:Printer handle, it will be confirmed by the return Numerical Value from the opened port;
- n:choose bitmap printing mode,  $0 \leq n \leq 3$ ;

n	mode	vertical resolution (DPI)	lateral resolution (DPI)
0	normal	203	203
1	Twice width	203	101
2	Twice height	101	203
3	Twice width&Twice height	101	101

**Illustration**

- This function doesn't support POS76 series printers and POS58 series printers

**Return Numerical Value**

- True:POS\_ES\_SUCCESS (0)
- False:POS\_ES\_INVALIDPARA(-1)  
POS\_ES\_WRITEFAIL(-2)  
POS\_ES\_OVERTIME(-5)  
POS\_ES\_OTHERERRORS(-100)

**LONG POS\_Output\_PrintBmpDirectA/W(LONG iPrinterID, LPCSTR lpFilePath)****Function**

Print local single color bitmap

**Parameter**

- iPrinterID: Printer handle, it will be confirmed by the return Numerical Value from the opened port;
- lpFilePath: local monochrome bitmap store path

**Illustration**

This function doesn't support POS76 series printers

**Return Numerical Value**

- True:POS\_ES\_SUCCESS (0)
- False:POS\_ES\_INVALIDPARA(-1)  
POS\_ES\_WRITEFAIL(-2)  
POS\_ES\_NONMONOCHROMEBITMAP(-4)  
POS\_ES\_OVERTIME(-5)

---

POS\_ES\_FILEOPENERROR(-6)

POS\_ES\_OTHERERRORS(-100)

## **LONG POS\_Output\_PrintStringA/W(LONG iPrinterID, LPSTR lpString)**

### **Function**

**Print characters string**

### **Parameter**

- iPrinterID: Printer handle, it will be confirmed by the return Numerical Value from the opened port;
- lpString: characters string which end with the empty byte

### **Return Numerical Value**

- True: POS\_ES\_SUCCESS (0)
- False: POS\_ES\_INVALIDPARA(-1)  
           POS\_ES\_WRITEFAIL(-2)  
           POS\_ES\_OVERTIME(-5)  
           POS\_ES\_OTHERERRORS(-100)

### **Illustration**

- the content less than one row should end with “\r\n” to be printed

## **LONG POS\_Output\_PrintFlashBmp(LONG iPrinterID, INT n)**

### **Function**

**Print pre-downloaded bitmap**

### **Parameter**

- iPrinterID: Printer handle, it will be confirmed by the return Numerical Value from the opened port;
- n: bitmap store number,  $1 \leq n \leq 8$ ;

### **Return Numerical Value**

- True: POS\_ES\_SUCCESS (0)
- False: POS\_ES\_INVALIDPARA(-1)  
           POS\_ES\_WRITEFAIL(-2)  
           POS\_ES\_OVERTIME(-5)  
           POS\_ES\_OTHERERRORS(-100)

### **Illustration**

- This function should be used with printer setting tool, firstly download bitmap in specific position by setting tool, then use the function to print



**LONG POS\_Control\_PrintTestpage(LONG iPrinterID)****Function**

Print test page

**Parameter**

- iPrinterID:Printer handle, it will be confirmed by the return Numerical Value from the opened port;

**Return Numerical Value**

- True:POS\_ES\_SUCCESS (0)
- False:POS\_ES\_INVALIDPARA(-1)  
POS\_ES\_WRITEFAIL(-2)  
POS\_ES\_OVERTIME(-5)  
POS\_ES\_OTHERERRORS(-100)

**Print Effect**

**LONG POS\_Output\_PrintData(LONG iPrinterID, LPCSTR lpBuffer, INT iLength)****Function**

Send hexadecimal data to printer

**Parameter**

- iPrinterID:Printer handle, it will be confirmed by the return Numerical Value from the opened port;
- lpBuffer:The data will be sent in the buffer;
- iLength:the size of buffer

**Return Numerical Value**

- True:POS\_ES\_SUCCESS (0)
- False:POS\_ES\_INVALIDPARA(-1)  
POS\_ES\_WRITEFAIL(-2)  
POS\_ES\_OVERTIME(-5)  
POS\_ES\_OTHERERRORS(-100)

**Invoking example**

```

POS_Output_PrintStringA(m_hPrinter, "Hello world!\r\n");Print"Hello world!"
byte[] cmd1 = { 0x48,0x65,0x6C,0x6C,0x6F,0x20,0x77,0x6F,0x72,0x6C,0x64,0x21, 0x0A};
POS_Output_PrintData(m_hPrinter, cmd1, 13);Print"Hello world!"
...
byte[] cmd2 = { 0x1d, 0x56, 0x42, 0x00 };//cutting paper instruction
LONG ret = POS_Output_PrintData(m_hPrinter, cmd2, 4);//Sent hex data
//identify sending printing content successfully or not
switch (ret)
{
case POS_ES_SUCCESS:
    MessageBox(_T("sending successfully"));
    break;
case POS_ES_INVALIDPARA:
    MessageBox(_T("Parameter error"));
    break;
case POS_ES_WRITEFAIL:
    MessageBox(_T("sending failed"));
    break;
case POS_ES_OVERTIME:
    MessageBox(_T("overtime"));
    break;
case POS_ES_OTHERERRORS:
    MessageBox(_T("other error"));
    break;
}
...

```

**LONG POS\_Control\_SetPrintPosition(LONG iPrinterID, LONG iLeftMargin, LONG iWidth)****Function**

Set the printing left margin and printing width

**Parameter**


- iPrinterID:Printer handle, it will be confirmed by the return Numerical Value from the opened port;
- iLeftMargin:left margin, default is "0"
- iWidth:set printing area, default is "0"

**Return Numerical Value**

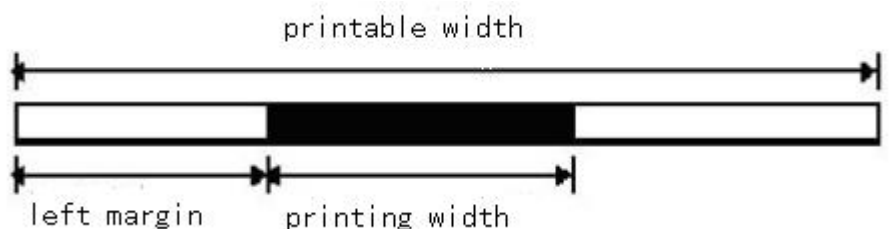
- True:POS\_ES\_SUCCESS (0)
- False:POS\_ES\_INVALIDPARA(-1)  
POS\_ES\_WRITEFAIL(-2)  
POS\_ES\_OVERTIME(-5)  
POS\_ES\_OTHERERRORS(-100)

**Illustration**

- Use iLeftMargin to set left margin, iLeftMargin is the left margin printing dots which need to be set



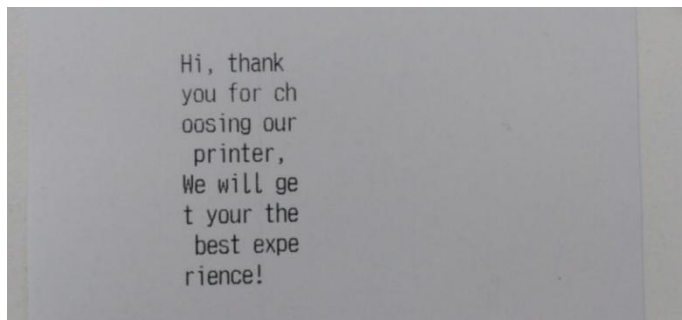
- Use iWidth to set printing area, iWidth is the printing dots which need to be set in printing area. If [left margin+printing width] is over the printable area, the printing area = the printable area -left margin



- the max printing area of 80mm paper is 576 dots, the max printing area of 58mm paper is 384 dots, the max printing area of 76mm paper is 420dots,
- This function doesn't support POS76 series printers and POS58 series printers

**Print Effect**

*POS\_Control\_SetPrintPosition(m\_hPrinter, 80, 80);*//set print left margin to 80dots, then printable width is 80dots



**LONG POS\_Control\_SetLineSpace(LONG iPrinterID, INT iSpace)****Function**

Setting printing height of line(the height of character+line space)

**Parameter**

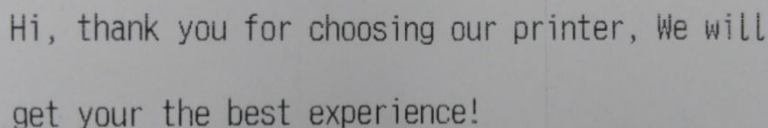
- iPrinterID:Printer handle, it will be confirmed by the return Numerical Value from the opened port;
- iSpace:set height of line,  $0 \leq n \leq 255$ ;

**Return Numerical Value**

- True:POS\_ES\_SUCCESS (0)
- False:POS\_ES\_INVALIDPARA(-1)  
POS\_ES\_WRITEFAIL(-2)  
POS\_ES\_OVERTIME(-5)  
POS\_ES\_OTHERERRORS(-100)

**Print Effect**

*POS\_Control\_SetLineSpace(m\_hPrinter, 80);//set the height of line to 80 dots*



Hi, thank you for choosing our printer, We will  
get your the best experience!

**LONG POS\_Control\_SetPrintFontE(LONG iPrinterID,BOOL iFont,BOOL iBold,BOOL iDoubleWidth,BOOL iDoubleHeight, BOOL iUnderLine)****Function**

**Set the print format of western characters font**

**Parameter**

- iPrinterID: Printer handle, it will be confirmed by the return Numerical Value from the opened port;
- iFont: Font: true=Normal font(12x24), false=Compressed font(9x17);
- iBold: Over striking; true=over striking, false=normal;
- iDoubleWidth: Twice width: true=twice width, false=normal;
- iDoubleHeigh: Twice height: true=twice height, false=normal;
- iUnderLine: Underline: true=underline, false=non-underline;

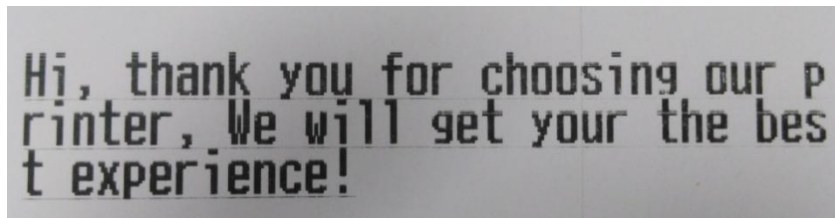
**Return Numerical Value**

- Ture:POS\_ES\_SUCCESS (0)
- False:POS\_ES\_INVALIDPARA(-1)  
POS\_ES\_WRITEFAIL(-2)

POS\_ES\_OVERTIME(-5)  
 POS\_ES\_OTHERERRORS(-100)

**Print effect**

*POS\_Control\_SetPrintFontE(m\_hPrinter,true,true,true,true,true);*//Set the print format of western character font



**LONG    POS\_Control\_SetPrintFontC(LONG    iPrinterID,BOOL    iDoubleWidth,BOOL  
 iDoubleHeight,BOOL iUnderLine)**

**Function**

**Set the print format of Chinese character font**

**Parameter**

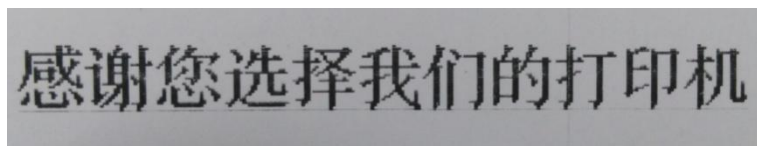
- iPrinterID:Printer handle, it will be confirmed by the return Numerical Value from the opened port;
- iFont:Font:true=Normal font(12x24), false=Compressed font(9x17);
- iDoubleWidth:Twice width:true=twice width, false=normal;
- iDoubleHeight:Twice height:true=twice height, false=normal;
- iUnderLine:Underline:true=underline, false=non-underline;

**Return Numerical Value**

- True:POS\_ES\_SUCCESS (0)
- False:POS\_ES\_INVALIDPARA(-1)  
       POS\_ES\_WRITEFAIL(-2)  
       POS\_ES\_OVERTIME(-5)  
       POS\_ES\_OTHERERRORS(-100)

**Print Effect**

*POS\_Control\_SetPrintFontC(m\_hPrinter, true, true, true);*//Set the print format of Chinese character font



**LONG    POS\_Control\_CutPaper(LONG iPrinterID, LONG iType, LONG iLines)**

**Function**

Content of printing buffer, feeding paper line which set by ilines and cutting paper

**Parameter**

- iPrinterID: Printer handle, it will be confirmed by the return Numerical Value from the opened port
- iType: Cutter type, 1 "Full Cut" 0 "Partial Cut"
- iLines: The line of paper feeding;

**Return Numerical Value**

- True: POS\_ES\_SUCCESS (0)
- False: POS\_ES\_INVALIDPARA(-1)  
POS\_ES\_WRITEFAIL(-2)  
POS\_ES\_OVERTIME(-5)  
POS\_ES\_OTHERERRORS(-100)

**Illustration**

- full cut/partial cut need the support of cutter
- This function doesn't support POS58 series printer

**LONG POS\_Control\_FeedLines(LONG iPrinterID, LONG iLines)****Function**

feeding paper line which is set by parameter ilines

**Parameter**

- iPrinterID: Printer handle, it will be confirmed by the return Numerical Value from the opened port
- iLines: The line of feeding paper forward,  $0 \leq iLines \leq 255$ ;

**Return Numerical Value**

- True: POS\_ES\_SUCCESS (0)
- False: POS\_ES\_INVALIDPARA(-1)  
POS\_ES\_WRITEFAIL(-2)  
POS\_ES\_OVERTIME(-5)  
POS\_ES\_OTHERERRORS(-100)

**LONG POS\_Control\_CashDraw(LONG iPrinterID, LONG iPort, LONG iTime1, LONG iTime2)****Function**

Open cash drawer

**Parameter**

- iPrinterID: Printer handle, it will be confirmed by the return Numerical Value from the opened port
- iPort: Cash drawer number: 1 means to open 1# cash drawer, 2 means to open 2# cash drawer, 3 means to open cash drawer 1# 2# cash drawers.
- iTime1: Time of open cash drawer [iTime1 × 2 ms],  $0 \leq iTime1 \leq 255$ ;
- iTime2: Time of close cash drawer [iTime2 × 2 ms],  $0 \leq iTime2 \leq 255$ ;

**Return Numerical Value**

- True:POS\_ES\_SUCCESS (0)
- False:POS\_ES\_INVALIDPARA(-1)
  - POS\_ES\_WRITEFAIL(-2)
  - POS\_ES\_OVERTIME(-5)
  - POS\_ES\_OTHERERRORS(-100)

**Illustration**

- the time of opening cash drawer should be determined by the used cash draw parameter

**LONG POS\_Control\_BlackMark(LONG iPrinterID)****Function**

Feeding paper to black mark position

**Parameter**

- iPrinterID: Printer handle, it will be confirmed by the return Numerical Value from the opened port

**Return Numerical Value**

- True: POS\_ES\_SUCCESS (0)
- False: POS\_ES\_INVALIDPARA(-1)
  - POS\_ES\_WRITEFAIL(-2)
  - POS\_ES\_OVERTIME(-5)
  - POS\_ES\_OTHERERRORS(-100)

**LONG POS\_Status\_RTQueryStatus(LONG iPrinterID)****Function**

Checking status of printer paper

**Parameter**

- iPrinterID: Printer handle, it will be confirmed by the return Numerical Value from the opened port

**Return Numerical Value**

- True: POS\_ES\_SUCCESS(0)
  - POS\_ES\_PAPEROUT(1)
- False: POS\_ES\_INVALIDPARA(-1)
  - POS\_ES\_WRITEFAIL(-2)
  - POS\_ES\_READFAIL(-3)
  - POS\_ES\_OVERTIME(-5)
  - POS\_ES\_OTHERERRORS(-100)

**Illustration**

- This function is to check status of printer paper, paper in return POS\_ES\_SUCCESS (0), paper out

---

```
return POS_ES_PAPEROUT(1)
```

**Invoking example**

```
...
LONG ret = POS_Status_RTQueryStatus(m_hPrinter);
switch (ret)
{
case POS_ES_SUCCESS:
    MessageBox(_T("paper in"));
    break;
case POS_ES_PAPEROUT:
    MessageBox(_T("paper out"));
    break;
case POS_ES_INVALIDPARA:
    MessageBox(_T("Parameter error"));
    break;
case POS_ES_WRITEFAIL:
    MessageBox(_T("writing failed"));
    break;
case POS_ES_READFAIL:
    MessageBox(_T("reading failed"));
    break;
case POS_ES_OVERTIME:
    MessageBox(_T("overtime"));
    break;
case POS_ES_OTHERERRORS:
    MessageBox(_T("other error"));
    break;
}
...
```

**LONG POS\_Status\_RTQueryTypeStatus(LONG iPrinterID,INT n)****Function**

Check status of printer status

**Parameter**

- iPrinterID: Printer handle, it will be confirmed by the return Numerical Value from the opened port
- n: check type number, 1、2、3、4;

**Return Numerical Value**

- True:POS\_ES\_SUCCESS(0)  
         POS\_ES\_PAPEROUT(1)  
         POS\_ES\_DOOROPEN(3)  
         POS\_ES\_CUT(4)



- POS\_ES\_DRAWERHIGH(5)
- POS\_ES\_PAPERENDING(6)
- False:POS\_ES\_INVALIDPARA(-1)
- POS\_ES\_WRITEFAIL(-2)
- POS\_ES\_READFAIL(-3)
- POS\_ES\_OVERTIME(-5)
- POS\_ES\_OTHERERRORS(-100)

### Illustration

- Parameter n means: n=1, printer status; n=2, off-line status; n=3, error status; n=4, paper sensor status;

### Invoking example

```

...
//take parameter n=2, check printer off-line status as example

int nDoorOpen = 0;    //paper case open

LONG ret = POS_Status_RTQueryTypeStatus(m_hPrinter,2);
switch (ret)
{
case POS_ES_INVALIDPARA:
    MessageBox(_T("Parameter error"));
    return;
    break;
case POS_ES_WRITEFAIL:
    MessageBox(_T("writing failed"));
    return;
    break;
case POS_ES_READFAIL:
    MessageBox(_T("Reading failed"));
    return;
    break;
case POS_ES_OVERTIME:
    MessageBox(_T("over time"));
    return;
    break;
case POS_ES_OTHERERRORS:
    MessageBox(_T("other error"));
    return;
    break;
}
if (ret == POS_ES_DOOROPEN)
{
    nDoorOpen = 1;
}

```

```

CString strMessage;
strMessage = _T("#");

if (nDoorOpen == 1)
{
    strMessage = strMessage + _T("paper case open") + _T("#");
}
else
{
    strMessage = strMessage + _T("paper case close") + _T("#");
}
MessageBox(strMessage);
...

```

## LONG POS\_Status\_QueryTaskStatus(LONG iPrinterID,INT second)

### Function

Check the printing task finished or not

### Parameter

- iPrinterID:Printer handle, it will be confirmed by the return Numerical Value from the opened port
- Second: it is unit second, that is over time value set by users, which should be more than the time of printing task; if the time of printing task is more than the time function set by user, which lead to printing task unfinished, at this time, if the setting time value is less than 5seconds, printer will regard it as 5 seconds.

### Return Numerical Value

- True: POS\_ES\_SUCCESS (0)
- False: POS\_ES\_INVALIDPARA(-1)  
 POS\_ES\_WRITEFAIL(-2)  
 POS\_ES\_READFAIL(-3)  
 POS\_ES\_OVERTIME(-5)  
 POS\_ES\_OTHERERRORS(-100)

### Illustration

- The function is to check the printer execute this command or not, that is to check the print task before this command is finished or not.
- This function doesn't support POS76 series printers

### Invoking example

```

...
Send printing task
...
//overtime value second 为 5s
LONG ret = POS_Status_QueryTaskStatus(m_hPrinter,5);
switch (ret)

```

```

{
case POS_ES_SUCCESS:
    MessageBox(_T("printing finished"));
    break;
case POS_ES_READFAIL:
    MessageBox(_T("reading data error"));
    break;
case POS_ES_INVALIDPARA:
    MessageBox(_T("parameter error"));
    break;
case POS_ES_WRITEFAIL:
    MessageBox(_T("sending failed"));
    break;
case POS_ES_OVERTIME:
    MessageBox(_T("task printing..."));
    break;
case POS_ES_OTHERERRORS:
    MessageBox(_T("other error"));
    break;
}
...

```

## LONG POS\_Input\_PrinterId(LONG iPrinterID, char \*buf)

### Function

Get printer factory information

### Parameter

- iPrinterID: Printer handle, it will be confirmed by the return Numerical Value from the opened port
- char \*buf: receiving data buf defined by user

### Return Numerical Value

- True: POS\_ES\_SUCCESS (0)
- False: POS\_ES\_INVALIDPARA(-1)  
 POS\_ES\_WRITEFAIL(-2)  
 POS\_ES\_READFAIL(-3)  
 POS\_ES\_OVERTIME(-5)  
 POS\_ES\_OTHERERRORS(-100)

### Illustration

- The function returned factory information is “\_” + “factory name”

**LONG POS\_Control\_ReSet(LONG iPrinterID)****Function**

Initialize the printer

**Parameter**

- iPrinterID:Printer handle, it will be confirmed by the return Numerical Value from the opened port

**Return Numerical Value**

- True: POS\_ES\_SUCCESS (0)
- False: POS\_ES\_INVALIDPARA(-1)  
POS\_ES\_WRITEFAIL(-2)  
POS\_ES\_OVERTIME(-5)  
POS\_ES\_OTHERERRORS(-100)

**Illustration**

- The function is to initialize the printer, and to clear the data of printing buffer. The printer mode will be set in the default mode when power on.

**LONG Color24\_GrayBW(LPCTSTR szSourceFile,LPCTSTR szTargetFile)****Function**

To convert the 24bit bitmap into monochrome bitmap

**Parameter**

- szSourceFile: The store path of bitmap needed to be converted
- szTargetFile: The store path of converted bitmap

**Return Numerical Value**

- True:POS\_ES\_SUCCESS (0)
- False:POS\_ES\_INVALIDPARA(-1)  
POS\_ES\_READFAIL(-3)  
POS\_ES\_FILEOPENERROR (-6)  
POS\_ES\_OTHERERRORS(-100)

**2.7 TSPL Function illustration****LONG SetIs21();****Function**

To confirm the model is TL21, to distinguish internal command and related condition

**Parameter**

- None

### Returned value

- True: TSPL\_SUCCESS(0)
- False: None(no error returned value for the method)

### Invoked example

*SetIs21();//If it is TL21, printer will need this method*

## LONG PageSetupTSPL(LONG iPrintID, INT PageWidth, INT PageHeight);

### Function

**Set page width and page height, build buffer in internal printer**

### Parameter

- iPrintID: printer handle is decided by returned value which open port
- PageWidth: Page width
- PageHeight: Page height

### Returned value

- True: TSPL\_SUCCESS(0)
- False: TSPL\_IDERROR(-1): iPrintID Return this error when got error

TSPL\_PARAM\_LESS\_EQUAL\_ZERO(-2): When using TL21, return this error when ParameterPageWidth < 1 or PageHeight < 1. When using TL51, return this error when ParameterPageWidth < 1 or PageHeight < 1.

TSPL\_PARAM\_GREAT\_RANGE (-3): When using TL21, return this error when ParameterPageWidth > 45 or PageHeight > 56. When using TL51, return this error when ParameterPageWidth > 100 or PageHeight > 225.

- Others: TL51printer max label square is length\*width= 225X100mm  
TL21printer max label square is length\*width= 56X45mm

### Invoke example

```

LONG ret =0;
CString info;
SetIs21();//If TL21, the printer will need this method
ret = ClearBuffTSPL(m_hPrinter);
if(ret < 0)
{
    info.Format("ClearBuffTSPLParameter_m_hPrinter error:%d",ret);
    MessageBox(info);
}
ret = PageSetupTSPL(m_hPrinter,45,56);
switch(ret)
{
    case TSPL_IDERROR:
        info.Format("PageSetupTSPL error:%d",ret);
        MessageBox(info);
        break;
    case TSPL_PARAM_LESS_EQUAL_ZERO:

```

```

        info.Format("PageSetupTSPLParameterPageWidth or PageHeight under or equal 0, error
code:%d",ret);
        MessageBox(info);
        break;

        case TSPL_PARAM_GREAT_RANGE:
            info.Format("PageSetupTSPLParameterPageWidth or PageHeight above specified range,
error code:%d",ret);
            MessageBox(info);
            break;
    }

```

**LONG DrawLineTSPL(LONG iPrintID,INT StartX, INT StartY, INT LineWidth, INT LineHeight);**

## Function

### Draw line

#### Parameter

- iPrintID: Printer handle, is decided by returned value which open port
- startX: Start at left above level direction, in dots(cannot exceed page width)
- startY: Start at left top corner in vertical direction, in dots(cannot exceed page height)
- lineHeight: Line height, in dots(cannot exceed page height)
- lineLength: Line width, in dots(cannot exceed page width)

#### Returned value

- True: TSPL\_SUCCESS(0)
- False: TSPL\_IDERROR(-1): iPrintID Return this error when error occur  
TSPL\_PARAM\_LESS\_EQUAL\_ZERO(-2): Parameter StartX under 0 or StartY under 0 or LineWidth under 0 or LineHeight under 0 return this error

#### Invoke example

```

LONG ret =0;
CString info;
SetIs21();//TL21 need this method
ret = ClearBuffTSPL(m_hPrinter);
if(ret < 0)
{
    info.Format("ClearBuffTSPLParametterm_hPrinter error:%d",ret);
    MessageBox(info);
}
ret = PageSetupTSPL(m_hPrinter,45,56);
switch(ret)
{
    case TSPL_IDERROR:

```

```

        info.Format("PageSetupTSPLParametterm_hPrinter error:%d",ret);
        MessageBox(info);
        break;
    case TSPL_PARAM_LESS_EQUAL_ZERO:
        info.Format("PageSetupTSPLParameterPageWidth 或 PageHeight under or equal to 0 ,
error code:%d",ret);
        MessageBox(info);
        break;

    case TSPL_PARAM_GREAT_RANGE:
        info.Format("PageSetupTSPLParameterPageWidth or PageHeight above or equal to zero ,
error code:%d",ret);
        MessageBox(info);
        break;
}

ret = DrawLineTSPL(m_hPrinter,10,10,100,100);
switch(ret)
{
    case TSPL_IDERROR:::
        info.Format("DrawLineTSPLParametterm_hPrinter error:%d",ret);
        MessageBox(info);
        break;
    case TSPL_PARAM_LESS_EQUAL_ZERO:
        info.Format("DrawLineTSPLParameter StartX under 0 or StartY under 0 or LineWidth
under 0 or LineHeight under 0 return this error, error code:%d",ret);
        MessageBox(info);
        break;
}
PrintTSPL21(m_hPrinter,1);
//PrintTSPL(m_hPrinter,1,1);//TL51 need this method

```

## **LONG PrintTSPL21(LONG iPrintID,INT Set);**

### **Function**

Only received PRINT order will the printer carry out printing action, otherwise do not print

### **Parameter**

- iPrintID: Printer handle, is decided by returned value which opened the port
- Set: Specify the printing pieces(set)

### **Returned value**

- True: TSPL\_SUCCESS(0)
- Error: TSPL\_IDERROR(-1): Parameter iPrintID returned this error

TSPL\_PARAM\_LESS\_EQUAL\_ZERO(-2): Parameter Set returned this value when the value is under 1

TSPL\_PARAM\_GREAT\_RANGE(-3): Parameter Set above 65535

#### 说明

- TL21 model printing method

## LONG PrintTSPL51(LONG iPrintID,INT Set,INT Copy);

### Function

Only received PRINT order will the printer carry out printing action, otherwise do not print

### Parameter

- iPrintID: Printer handle, is decided by returned value which opened the port
- Set: Specify the printing pieces(set)
- Copy: Print how many pieces for every barcode page on every piece

### Returned value

- True: TSPL\_SUCCESS(0)
- Error: TSPL\_IDERROR(-1): Parameter iPrintID return this error  
 TSPL\_PARAM\_LESS\_EQUAL\_ZERO(-2): Parameter Set or Copy under 1 return this value  
 TSPL\_PARAM\_GREAT\_RANGE(-3): Parameter Set or Copy above 65535 return this value

### Description

- TL51 model printing method

## LONG DrawBorderTSPL(LONG iPrintID,INT LineWidth, INT top\_left\_x, INT top\_left\_y, INT bottom\_right\_x, INT bottom\_right\_y);

### Function

Draw frame

### Parameter

- iPrintID: printer handle, is decided by Returned value of opened port
- lineWidth: rectangle line width, in dots (cannot exceed label width)
- top\_left\_x: the start position x on up left corner on horizontal direction of rectangle, in dots(cannot exceed page width)
- top\_left\_y: start position y at up left corner in vertical direction of rectangle, in dots(cannot exceed page height)
- bottom\_right\_x: the end position x on right bottom corner on horizontal direction of rectangle, in dots(cannot exceed page width)
- bottom\_right\_y: the end position y on right bottom corner on vertical direction of rectangle, in



dots(cannot exceed page height)

### Returned value

- True: TSPL\_SUCCESS(0)
- False: TSPL\_IDERROR(-1): ParameteriPrintID return this error  
 TSPL\_PARAM\_LESS\_EQUAL\_ZERO(-2): 当 ParameterLineWidth < 0 or top\_left\_x < 0 or top\_left\_y < 0 or bottom\_right\_x < 0 or bottom\_right\_y < 0, return this error

### Invoke example

```

LONG ret =0;
CString info;
SetIs21();//TL21 need this method
ret = ClearBuffTSPL(m_hPrinter);
if(ret < 0)
{
    info.Format("ClearBuffTSPLParameter m_hPrinter error:%d",ret);
    MessageBox(info);
}
ret = PageSetupTSPL(m_hPrinter,45,56);
switch(ret)
{
    case TSPL_IDERROR::
        info.Format("PageSetupTSPL error:%d",ret);
        MessageBox(info);
        break;
    case TSPL_PARAM_LESS_EQUAL_ZERO:
        info.Format("PageSetupTSPLParameterPageWidth 或 PageHeight under or equal to 小于
或 0, error code:%d",ret);
        MessageBox(info);
        break;

    case TSPL_PARAM_GREAT_RANGE:
        info.Format("PageSetupTSPLParameterPageWidth or PageHeight above specified range,
error code:%d",ret);
        MessageBox(info);
        break;
}

ret = DrawBorderTSPL(m_hPrinter,5,20,20,200,200);
switch(ret)
{
    case TSPL_IDERROR::
        info.Format("DrawBorderTSPL error:%d",ret);
        MessageBox(info);
        break;
    case TSPL_PARAM_LESS_EQUAL_ZERO:
        info.Format("DrawBorderTSPLParameterLineWidth < 1 or top_left_x < 1 or top_left_y < 1

```

```

or bottom_right_x < 1 or bottom_right_y < 1, error code:%d",ret);
    MessageBox(info);
    break;
}
PrintTSPL21(m_hPrinter,1);
//PrintTSPL(m_hPrinter,1,1);//TL51 printer need this method

```

**LONG DrawTextTSPL(LONG iPrintID,INT start\_x, INT start\_y, BOOL isSimplifiedChinese, INT xMultiplication,INT yMultiplication, INT rotate, CString content);**

### Function

Print text

### Parameter

- iPrintID: printer handle, is decided by returned value of opened port.
- start\_x: Starting position coordinate of words on x direction, in dots(cannot exceed page width)
- start\_y: Starting position coordinate of words on y direction,(cannot exceed page height)
- isSimplifiedChinese: true simplified Chinese 24×Font(GB Code);false traditional Chinese 24×Font(BIG 5)
- xMultiplication: Magnification times range on X direction 1—4
- yMultiplication: Magnification times range on Y direction 1—4
- rotate: rotate angle of text, clockwise is 0, not rotate 90, clockwise 180, clockwise 270, value is 0,90,180,270
- content: The content which is going to be printed, please use \" to print double quotes mark in the program.

Please use \R to print CR in program if print D(hex) characters                      Please use \A to print LF in program if print D(hex) characters

### Returned value

- True: TSPL\_SUCCESS(0)
- Error: TSPL\_IDERROR(-1): Parameter iPrintID, return this error  
TSPL\_PARAM\_LESS\_EQUAL\_ZERO(-2): when Parameter start\_x < 0 or start\_y < 0 or xMultiplication < 1 or yMultiplication < 1 or content == NULL, return this error  
TSPL\_PARAM\_GREAT\_RANGE(-3): Parameter xMultiplication or yMultiplication is above 4, or rotate Parameter value is among 0,90,180,270, return this error

### Invoke example:

```

LONG ret =0;
CString info;
SetIs21();//TL21 printer need this method
ret = ClearBuffTSPL(m_hPrinter);
if(ret < 0)

```

```

{
    info.Format("ClearBuffTSPLParametterm_hPrinter error:%d",ret);
    MessageBox(info);
}
ret = PageSetupTSPL(m_hPrinter,45,56);
switch(ret)
{
    case TSPL_IDERROR:
        info.Format("PageSetupTSPLParametterm_hPrinter error:%d",ret);
        MessageBox(info);
        break;
    case TSPL_PARAM_LESS_EQUAL_ZERO:
        info.Format("PageSetupTSPLParameterPageWidth 或 PageHeight under or equal to 0 ,
error code:%d",ret);
        MessageBox(info);
        break;

    case TSPL_PARAM_GREAT_RANGE:
        info.Format("PageSetupTSPLParameterPageWidth or PageHeight is above specified
range, error code, error code:%d",ret);
        MessageBox(info);
        break;
}

ret = DrawTextTSPL(m_hPrinter,0,0,TRUE,1,1,0,"DrawTextTSPL");
switch(ret)
{
    case TSPL_IDERROR:
        info.Format("DrawTextTSPLParametterm_hPrinter error code:%d",ret);
        MessageBox(info);
        break;
    case TSPL_PARAM_LESS_EQUAL_ZERO:
        info.Format("DrawTextTSPL Parameterstart_x < 0 or start_y < 0 or xMultiplication < 1 or yMultiplication
< 1 or content == NULL,error code:%d",ret);
        MessageBox(info);
        break;
    case TSPL_PARAM_GREAT_RANGE:
        info.Format("DrawTextTSPL ParameterxMultiplication or yMultiplication above 4
Error code:%d",ret);
        MessageBox(info);
        break;
}
PrintTSPL21(m_hPrinter,1);
//PrintTSPL(m_hPrinter,1,1);//TL51 printer use this method

```

**LONG DrawBarCodeTSPL(LONG iPrintID,INT start\_x, INT start\_y, CString type, INT height, BOOL isReadable,INT rotate, INT narrowWidth, INT wideWidth, CString content);**

## Function

Print 1D barcode

## Parameter

- iPrintID: Printer handle, is confirmed by returned value of opened port
- start\_x: Upper left corner position on horizontal direction of barcode, in dots(cannot exceed page width)
- start\_y: Upper left corner position on vertical direction of barcode, in dots(cannot exceed page height)
- type: barcode type, including "UPCA", "UPCE", "EAN13", "EAN8", "39", "CODABAR", "93", "128"
- height: barcode height, in dots, (cannot exceed page height)
- isReadable: FALSE, cannot be seen by human eyes, TRUE, can be seen by human eyes
- rotate: text rotate angle, clockwise is 0, not rotate 90, clockwise 180, clockwise 270, value is 0,90,180,270
- narrowWidth: width of narrow strip of barcode, in dots
- wideWidth: width of wide strip of barcode, in dots
- content: Barcode content, can only be number numeric string, otherwise will print error.

## Returned value

- True: TSPL\_SUCCESS(0)
- False: TSPL\_IDERROR(-1): Parameter iPrintID, returned this error  
TSPL\_PARAM\_LESS\_EQUAL\_ZERO(-2): start\_x < 0 or start\_y < 0 or height < 0 or rotate < 0 or narrowWidth < 0 or wideWidth < 0 or content == NULL, return this error  
TSPL\_PARAM\_GREAT\_RANGE(-3): rotate Parameter value is not among 0,90,180,270 or type is not "UPCA", "UPCE", "EAN13", "EAN8", "39", "CODABAR", "93", "128", return this error.

## Invoke example

```

LONG ret =0;
CString info;
SetIs21();//TL21 printer need this method
ret = ClearBuffTSPL(m_hPrinter);
if(ret < 0)
{
    info.Format("ClearBuffTSPLParameter m_hPrinter error:%d",ret);
    MessageBox(info);
}
ret = PageSetupTSPL(m_hPrinter,45,56);
switch(ret)
{
    case TSPL_IDERROR:
        info.Format("PageSetupTSPLParameter m_hPrinter error:%d",ret);
        MessageBox(info);

```

```

        break;
    case TSPL_PARAM_LESS_EQUAL_ZERO:
        info.Format("PageSetupTSPLParameterPageWidth or PageHeight under or equal to 0 ,
error code:%d",ret);
        MessageBox(info);
        break;

    case TSPL_PARAM_GREAT_RANGE:
        info.Format("PageSetupTSPLParameterPageWidth 或 PageHeight above specified range,
error code:%d",ret);
        MessageBox(info);
        break;
}

ret = DrawBarCodeTSPL(m_hPrinter,10,10,"128",30,TRUE,0,2,4,"123456");
switch(ret)
{
    case TSPL_IDERROR:
        info.Format("DrawBarCodeTSPLParameter m_hPrinter error:%d",ret);
        MessageBox(info);
        break;
    case TSPL_PARAM_LESS_EQUAL_ZERO:
        info.Format("DrawBarCodeTSPL Parameter start_x < 0 or start_y < 0 or height < 0 or rotate < 0 or
narrowWidth < 0 or wideWidth < 0 or content == NULL

        error code:%d",ret);
        MessageBox(info);
        break;
    case TSPL_PARAM_GREAT_RANGE:
        info.Format("DrawBarCodeTSPL Parameter rotateParameter value is not among
0,90,180,270, or type is not \"UPCA\", \"UPCE\", \"EAN13\", \"EAN8\", \"39\", \"CODABAR\", \"93\", \"128\"
error code:%d",ret);
        MessageBox(info);
        break;
}
PrintTSPL21(m_hPrinter,1);
//PrintTSPL(m_hPrinter,1,1);//TL51 printer need to use this method

```

**LONG ClearBuffTSPL(LONG iPrintID);**

#### Function

Clear the printer buffer

#### Parameter

- iPrintID: Printer handle, is confirmed by returned value of opened port

### Returned value

- True: TSPL\_SUCCESS(0)
- Error: TSPL\_IDERROR(-1): Parameter iPrintID, return this error

### Invoke example

```

LONG ret =0;
CString info;
SetIs21();//TL21 printer need this method
ret = ClearBuffTSPL(m_hPrinter);
if(ret < 0)
{
    info.Format("ClearBuffTSPLParameter m_hPrinter error:%d",ret);
    MessageBox(info);
}

```

## LONG GetPrinterStatusTSPL(LONG iPrintID)

### Function

Gain printer status

### Parameter

iPrintID: Printer handle, is confirmed by returned value of opened port

### Returned value

- True: TSPL\_SUCCESS(0)
- False: TSPL\_IDERROR(-1): Parameter iPrintID, return this value
  - TSPL\_PRINTER\_STATUS\_OUTPAPER(1): printer is paper out
  - TSPL\_PRINTER\_STATUS\_WORK(2): printing
  - TSPL\_PRINTER\_STATUS\_ENCLOSURENOCLOSE(3): paper house opened
  - TSPL\_PRINTER\_STATUS\_ERROR(4): printer internal error

### Invoke example

```

LONG ret =0;
CString info;
SetIs21();//TL21 printer need this method
ret = GetPrinterStatusTSPL(m_hPrinter);
switch(ret)
{
    case TSPL_IDERROR:
        info.Format("GetPrinterStatusTSPLParameter m_hPrinter error:%d",ret);
        MessageBox(info);
        break;
    case TSPL_PRINTER_STATUS_OUTPAPER:

```

```

        info.Format("GetPrinterStatusTSPL, printer is paper out:%d",ret);
        MessageBox(info);
        break;
    case TSPL_PRINTER_STATUS_WORK:
        info.Format("GetPrinterStatusTSPL,printing:%d",ret);
        MessageBox(info);
        break;
    case TSPL_PRINTER_STATUS_ENCLOSURENOCLOSE:
        info.Format("GetPrinterStatusTSPL, paper house opened:%d",ret);
        MessageBox(info);
        break;
    case TSPL_PRINTER_STATUS_ERROR:
        info.Format("GetPrinterStatusTSPL,printer internal error:%d",ret);
        MessageBox(info);
        break;
}

```

## LONG DriveBeepTSPL(LONG iPrintID)

### Function

Drive the buzzer beep one sound

### Parameter

iPrintID: Printer handle, is confirmed by returned value of opened port

### Returned value

- True:TSPL\_SUCCESS(0)
- False:TSPL\_IDERROR(-1): ParameteriPrintID , return this value

### Invoke example

```

LONG ret =0;
CString info;
SetIs21();//TL21 printer need this method
ret = DriveBeepTSPL(m_hPrinter);
if(ret < 0)
{
    info.Format("DriveBeepTSPLParameterm_hPrinter error:%d",ret);
    MessageBox(info);
}

```

## LONG SetPaperbackOrPaperFeedTSPL(LONG iPrintID,BOOL isFeedBack, INT mDot)

### Function

Control paper feeding or back

### Parameter

- iPrintID: Printer handle, is confirmed by returned value of opened port
- isFeedBack: whether back paper, true back paper
- mDot:  $1 \leq mDot \leq 1000$

### Returned value

- True: TSPL\_SUCCESS(0)
- False: TSPL\_IDERROR(-1): Parameter iPrintID, return this error  
TSPL\_PARAM\_GREAT\_RANGE(-3): when Parameter mDot less than 1 or more than 1000, return this error

### Invoke example

```

LONG ret =0;
CString info;
SetIs21();//TL21 printer need to use this method
ret = SetPaperbackOrPaperFeedTSPL(m_hPrinter,TRUE,50);
switch(ret)
{
    case TSPL_IDERROR:
        info.Format("SetPaperbackOrPaperFeedTSPLParameter m_hPrinter error:%d",ret);
        MessageBox(info);
        break;
    case TSPL_PARAM_GREAT_RANGE:

        info.Format("SetPaperbackOrPaperFeedTSPL when Parameter mDot is under 1 or above1000,
        return this value:%d",ret);
        MessageBox(info);
        break;
}

```

**LONG ReverseAreaTSPL(LONG iPrintID,INT start\_x, INT start\_y, INT width, INT height)**

### Function

Reverse printing in specified area

### Parameter

- iPrintID: Printer handle, is confirmed by returned value of opened port
- start\_x: Top left corner X coordinate in the area, in dots,(can't exceed the page width)
- start\_y : Top left corner Y coordinate in the area, in dots,(can't exceed the page height)
- width:area width ,in dots(can't exceed page width)



- height: area height ,in dots(can't exceed page height)

### Returned value

- True: TSPL\_SUCCESS(0)
- Error: TSPL\_IDERROR(-1): ParameterPrintID , return this error  
TSPL\_PARAM\_LESS\_EQUAL\_ZERO(-2): start\_x < 0 or start\_y < 0 or height < 0 or width <

0

### Invoke example

```

LONG ret =0;
CString info;
SetIs21();//TL21 printer need to use this method
ret = ClearBuffTSPL(m_hPrinter);
if(ret < 0)
{
    info.Format("ClearBuffTSPLParametterm_hPrinter error:%d",ret);
    MessageBox(info);
}
ret = PageSetupTSPL(m_hPrinter,45,56);
switch(ret)
{
    case TSPL_IDERROR:
        info.Format("PageSetupTSPLParametterm_hPrinter error:%d",ret);
        MessageBox(info);
        break;
    case TSPL_PARAM_LESS_EQUAL_ZERO:
        info.Format("PageSetupTSPLParameterPageWidth or PageHeight is under or equal
to 0, error code:%d",ret);
        MessageBox(info);
        break;

    case TSPL_PARAM_GREAT_RANGE:
        info.Format("PageSetupTSPLParameterPageWidth or PageHeight is above specified
scope, error code:%d",ret);
        MessageBox(info);
        break;
}

ret = ReverseAreaTSPL(m_hPrinter,10,10,45,56);
switch(ret)
{
    case TSPL_IDERROR:
        info.Format("ReverseAreaTSPLParametterm_hPrinter error:%d",ret);
        MessageBox(info);
        break;

```

```

        case TSPL_PARAM_LESS_EQUAL_ZERO:
            info.Format("ReverseAreaTSPLParameterstart_x < 0 or start_y < 0 or height
< 0 or width < 0, error code:%d",ret);
            MessageBox(info);
            break;
    }
    PrintTSPL21(m_hPrinter,1);//TL21 printer need to use this method
    //PrintTSPL(m_hPrinter,1,1);//TL51 printer need to use this method

```

## LONG SetGAPTSPL(LONG iPrintID,DOUBLE value)

### Function

Set the vertical distance between labels

### Parameter

- iPrintID: Printer handle, is confirmed by returned value of opened port
- value:  $0 \leq \text{value} \leq 25.4(\text{mm})$

### Returned value

- True:TSPL\_SUCCESS(0)
- Fault:TSPL\_IDERROR(-1): ParameteriPrintID , return this error  
TSPL\_PARAM\_GREAT\_RANGE(-3): when Parametervalue is under or equal to 1, or  
above or equal to 25.4, return this error

### Invoke example

```

LONG ret =0;
CString info;
SetIs21();//TL21 need to use this method
ret = SetGAPTSPL(m_hPrinter,10);
switch(ret)
{
    case TSPL_IDERROR:
        info.Format("SetGAPTSPLParameterm_hPrinter error:%d",ret);
        MessageBox(info);
        break;
    case TSPL_PARAM_GREAT_RANGE:
        info.Format("SetGAPTSPL when Parametervalue is under or equal to 1, or above or equal
to 25.4, return this error error:%d",ret);
        MessageBox(info);
        break;
}

```

**LONG SetLabelReferenceTSPL(LONG iPrintID,INT x,INT y)****Function**

Define original reference coordinate of label

**Parameter**

- iPrintID: Printer handle, is confirmed by returned value of opened port
- X: Coordinate position on horizontal direction, in dots(cannot exceed page width)
- y: Coordinate position on vertical direction, in dots(cannot exceed page height)

**Returned value**

- True:TSPL\_SUCCESS(0)
- Fault:TSPL\_IDERROR(-1): ParameteriPrintID, return this error  
TSPL\_PARAM\_LESS\_EQUAL\_ZERO(-2):  $x < 0 \parallel y < 0$  , return this error

**Invoke example**

```

LONG ret =0;
CString info;
SetIs21();//TL21 printer need to use this method
ret = SetLabelReferenceTSPL(m_hPrinter,10,10);
switch(ret)
{
    case TSPL_IDERROR:
        info.Format("SetLabelReferenceTSPLParameter m_hPrinter error:%d",ret);
        MessageBox(info);
        break;
    case TSPL_PARAM_LESS_EQUAL_ZERO:
        info.Format("SetLabelReferenceTSPLParameter x < 0 || y < 0 返回此 error, error code:%d",ret);
        MessageBox(info);
        break;
}

```

**LONG DownloadBitMapTSPL(LONG iPrintID,BOOL isMoveFlash,CString PathName)****Function**

Download bitmap to printer

**Parameter**

- iPrintID: Printer handle, is confirmed by returned value of opened port
- isMoveFlash: false: download bitmap to printer memory(data in printer memory will lost if loose power); true: download to flash
- PathName: Download to memory or FLASH, path or name, name could contain 8 characters at most.

**Returned value**

- True:TSPL\_SUCCESS(0)
- Fault:TSPL\_IDERROR(-1): ParameteriPrintID got error or failed to open file, return this error  
TSPL\_PARAM\_LESS\_EQUAL\_ZERO(-2): ParameterPathName==NULL return this error

**Description**

- TL21 model does not support this method at present, TL51 support.

**Invoke example**

```

LONG ret =0;
CString info;

ret = ClearBuffTSPL(m_hPrinter);
if(ret < 0)
{
    info.Format("ClearBuffTSPLParametterm_hPrinter error:%d",ret);
    MessageBox(info);
}
ret = PageSetupTSPL(m_hPrinter,100,225);
switch(ret)
{
    case TSPL_IDERROR:
        info.Format("PageSetupTSPLParametterm_hPrinter error:%d",ret);
        MessageBox(info);
        break;
    case TSPL_PARAM_LESS_EQUAL_ZERO:
        info.Format("PageSetupTSPLParameterPageWidth or PageHeight is under or equal to 0,
error code:%d",ret);
        MessageBox(info);
        break;

    case TSPL_PARAM_GREAT_RANGE:
        info.Format("PageSetupTSPLParameterPageWidth or PageHeight is above specified
range, error code:%d",ret);
        MessageBox(info);
        break;
}

ret = DownloadBitMapTSPL(m_hPrinter,FALSE,"D://LOG.bmp");
switch(ret)
{
    case TSPL_IDERROR:
        info.Format("DownloadBitMapTSPLParametterm_hPrinter error or failed to open

```

```

file:%d",ret);
    MessageBox(info);
    break;
case TSPL_PARAM_LESS_EQUAL_ZERO:
    info.Format("DownLoadBitMapTSPLParameterPathName==NULL:%d",ret);
    MessageBox(info);
    break;

}

ret = PutBitMapTSPL(m_hPrinter,10,10,"D://LOG.BMP");
switch(ret)
{

case TSPL_IDERROR:
    info.Format("PutBitMapTSPLParameter_m_hPrinter error:%d",ret);
    MessageBox(info);
    break;
case TSPL_PARAM_LESS_EQUAL_ZERO:
    info.Format("PutBitMapTSPLParameterfileName==NULL:%d",ret);
    MessageBox(info);
    break;

}

PrintTSPL(m_hPrinter,1,1);

```

**LONG Draw2DBarcodeTSPL(LONG iPrintID,INT start\_x, INT start\_y, CString Max ,CString content)**

### Function

Print 2D barcode

### Parameter

- iPrintID: Printer handle, is confirmed by returned value of opened port
- start\_x: coordinate position on horizontal direction, in dots(cannot exceed page width)
- start\_y: coordinate position on vertical direction, in dots(cannot exceed page height)
- Max: module size, range("x1" ~ "x6") string
- Content: 2D Barcode content

### Returned value

- True:TSPL\_SUCCESS(0)
- False:TSPL\_IDERROR(-1): ParameteriPrintID got error, return this error

TSPL\_PARAM\_LESS\_EQUAL\_ZERO(-2): Parameterstart\_x < 0 or start\_y < 0 or content == NULL

TSPL\_PARAM\_GREAT\_RANGE(-3): when max Parameter value is not among string"x1" ~ "x6" range, then return this error.

### Description

- TL21 model does not support this method, TL51 supported.

### Invoke example

```

LONG ret =0;
CString info;

ret = ClearBuffTSPL(m_hPrinter);
if(ret < 0)
{
    info.Format("ClearBuffTSPLParametterm_hPrinter error:%d",ret);
    MessageBox(info);
}
ret = PageSetupTSPL(m_hPrinter,100,225);
switch(ret)
{
    case TSPL_IDERROR:
        info.Format("PageSetupTSPLParametterm_hPrinter error:%d",ret);
        MessageBox(info);
        break;
    case TSPL_PARAM_LESS_EQUAL_ZERO:
        info.Format("PageSetupTSPLParameterPageWidth or PageHeight is under or equal to 0,
error code:%d",ret);
        MessageBox(info);
        break;

    case TSPL_PARAM_GREAT_RANGE:
        info.Format("PageSetupTSPLParameterPageWidth or PageHeight is above specified
range, error code:%d",ret);
        MessageBox(info);
        break;
}

ret = Draw2DBarcodeTSPL(m_hPrinter,10,10,"x1","12345");
switch(ret)
{
    case TSPL_IDERROR:
        info.Format("Draw2DBarcodeTSPLParametterm_hPrinter error:%d",ret);

```

```

        MessageBox(info);
        break;
    case TSPL_PARAM_LESS_EQUAL_ZERO:
        info.Format("Draw2DBarcodeTSPLParameterstart_x < 0 or start_y < 0 or content==NULL ,
error code:%d",ret);
        MessageBox(info);
        break;

    case TSPL_PARAM_GREAT_RANGE:
        info.Format("Draw2DBarcodeTSPL when max Parameter value is not among
string x1 ~ x6 range, then return this error, error code:%d",ret);
        MessageBox(info);
        break;

}
PrintTSPL(m_hPrinter,1,1);

```

## LONG PutBitMapTSPL(LONG iPrintID,INT start\_x, INT start\_y,CString fileName)

### Function

Put downloaded bitmap to print buffer area

### Parameter

- iPrintID: Printer handle, is confirmed by returned value of opened port
- start\_x: coordinate position in horizontal position, in dots(cannot exceed page width)
- start\_y: coordinate position in vertical position, in dots(cannot exceed page height)
- fileName: Downloaded bitmap name in printer memory, must be same with bitmap downloaded in printer memory or flash, need to add suffix name and in capital format, otherwise probably cannot print out. DownloadBitmap method downloaded bitmap in printer, then PutBitmap method put bitmap into printer buffer.

### Returned value

- True:TSPL\_SUCCESS(0)
- Fault:TSPL\_IDERROR(-1): ParameteriPrintID got error, return this error  
TSPL\_PARAM\_LESS\_EQUAL\_ZERO(-2): Parameterstart\_x < 0 or start\_y < 0 or

fileName== NULL

### Description

- TL21 model does not support this method for now, TL51 supported.

### Invoke example

```

LONG ret =0;
CString info;

```

```

ret = ClearBuffTSPL(m_hPrinter);
if(ret < 0)

```

```

{
    info.Format("ClearBuffTSPLParametterm_hPrinter error:%d",ret);
    MessageBox(info);
}
ret = PageSetupTSPL(m_hPrinter,100,225);
switch(ret)
{
    case TSPL_IDERROR:
        info.Format("PageSetupTSPLParametterm_hPrinter error:%d",ret);
        MessageBox(info);
        break;
    case TSPL_PARAM_LESS_EQUAL_ZERO:
        info.Format("PageSetupTSPLParameterPageWidth or PageHeight is less or equal to 0 ,
error code:%d",ret);
        MessageBox(info);
        break;

    case TSPL_PARAM_GREAT_RANGE:
        info.Format("PageSetupTSPLParameterPageWidth or PageHeight is more than or equal
to specified scope, error code:%d",ret);
        MessageBox(info);
        break;
}

ret = DownLoadBitMapTSPL(m_hPrinter,FALSE,"D://LOG.bmp");
switch(ret)
{

    case TSPL_IDERROR:
        info.Format("DownLoadBitMapTSPLParametterm_hPrinter got error or failed to open
file:%d",ret);
        MessageBox(info);
        break;
    case TSPL_PARAM_LESS_EQUAL_ZERO:
        info.Format("DownLoadBitMapTSPLParameterPathName==NULL:%d",ret);
        MessageBox(info);
        break;

}

ret = PutBitMapTSPL(m_hPrinter,10,10,"D://LOG.BMP");
switch(ret)
{

    case TSPL_IDERROR:

```



```

        info.Format("PutBitMapTSPLParameter_m_hPrinter error:%d",ret);
        MessageBox(info);
        break;
    case TSPL_PARAM_LESS_EQUAL_ZERO:
        info.Format("PutBitMapTSPLParameterfileName==NULL:%d",ret);
        MessageBox(info);
        break;
}

PrintTSPL(m_hPrinter,1,1);

```

## LONG SetCharsetNameTSPL(LONG iPrintID,CString CharSetName)

### Function

Set international Characters Set

### Parameter

- iPrintID: Printer handle, is confirmed by returned value of opened port
- CharSetName: Optional character range is among below string:  
"U.S.A","France","Germany","U.K","Denmark","Sweden","Italy","Spain","Japan","Norway","Denmark","Spain","Latin","Korea","Slovenia","China"

### Returned value

- True: TSPL\_SUCCESS(0)
- Fault: TSPL\_IDERROR(-1): when ParameteriPrintID got error, return this error.  
TSPL\_PARAM\_LESS\_EQUAL\_ZERO(-2): when CharSetNameParameter is NULL, return this error  
TSPL\_PARAM\_GREAT\_RANGE(-3): when CharSetNameParameter is not at above range, return this error

### Description

- TL21 model does not support this method, TL51 supported.

### Invoke example

```

LONG ret =0;
CString info;

```

```

ret = SetCharsetNameTSPL(m_hPrinter,"U.S.A");
switch(ret)
{
    case TSPL_IDERROR:
        info.Format("SetCharsetNameTSPLParameter_m_hPrinter error:%d",ret);
        MessageBox(info);
        break;
    case TSPL_PARAM_LESS_EQUAL_ZERO:
        info.Format("SetCharsetNameTSPL when CharSetNameParameter is NULL, return this error, error code:%d",ret);

```

```

        MessageBox(info);
        break;

    case TSPL_PARAM_GREAT_RANGE:
        info.Format("SetCharsetNameTSPL when CharsetNameParameter is not at
        above range, return this error, error code:%d",ret);
        MessageBox(info);
        break;

}

```

## LONG SelectCodePageTSPL(LONG iPrintID,INT value)

### Function

Choose characters codepage

### Parameter

- iPrintID: Printer handle, is confirmed by returned value of opened port
- value: Choose the NO.n page from below character codes pages.

N	代码页	Code Page
0	CP437 [美国, 欧洲标准]	CP437 [U.S.A., Standard Europe]
1	KataKana [片假名]	Katakana
2	PC850 [多语言]	PC850 [Multilingual]
3	PC860 [葡萄牙]	PC860 [Portuguese]
4	PC863 [加拿大-法语]	PC863 [Canadian-French]
5	PC865 [北欧]	PC865 [Nordic]
6	WCP1251 [斯拉夫语]	WCP1251 [Cyrillic]
7	CP866 斯拉夫2	CP866 Cyrillic #2
8	MIK[斯拉夫/保加利亚]	MIK[Cyrillic /Bulgarian]
9	CP755 [东欧, 拉脱维亚 2]	CP755 [East Europe, Latvian 2]
10	[伊朗, 波斯]	Iran
11	保留	reserve
12	保留	reserve
13	保留	reserve
14	保留	reserve
15	CP862 [希伯来]	CP862 [Hebrew]
16	WCP1252 [拉丁语 1]	WCP1252 Latin I
17	WCP1253 [希腊]	WCP1253 [Greek]
18	CP852 [拉丁语 2]	CP852 [Latina 2]
19	CP858 [多种语言拉丁语 1+欧元符]	CP858 Multilingual Latin I +Euro)
20	伊朗 II[波斯语]	Iran II
21	拉脱维亚	Latvian
22	CP864 [阿拉伯语]	CP864 [Arabic]

23	ISO-8859-1 [西欧]	ISO-8859-1 [West Europe]
24	CP737 [希腊]	CP737 [Greek]
25	WCP1257 [波罗的海]	WCP1257 [Baltic]
26	[泰文1]	Thai 1
27	CP720[阿拉伯语]	CP720[Arabic]
28	CP855	CP855
29	CP857[土耳其语]	CP857[Turkish]
30	WCP1250[中欧]	WCP1250[Central Eurpoe]
31	CP775	CP775
32	WCP1254[土耳其语]	WCP1254[Turkish]
33	WCP1255[希伯来语]	WCP1255[Hebrew]
34	WCP1256[阿拉伯语]	WCP1256[Arabic]
35	WCP1258[越南语]	WCP1258[Vietnam]
36	ISO-8859-2[拉丁语2]	ISO-8859-2[Latin 2]
37	ISO-8859-3[拉丁语3]	ISO-8859-3[Latin 3]
38	ISO-8859-4[波罗的语]	ISO-8859-4[Baltic]
39	ISO-8859-5[斯拉夫语]	ISO-8859-5[Cyrillic]
40	ISO-8859-6[阿拉伯语]	ISO-8859-6[Arabic]
41	ISO-8859-7[希腊语]	ISO-8859-7[Greek]
42	ISO-8859-8[希伯来语]	ISO-8859-8[Hebrew]
43	ISO-8859-9[土耳其语]	ISO-8859-9[Turkish]
44	ISO-8859-15[拉丁语9]	ISO-8859-15 [Latin 3]
45	[泰文2]	Thai2
46	CP856	CP856

**Returned value**

- True: TSPL\_SUCCESS(0)
- Fault: TSPL\_IDERROR(-1): when ParameteriPrintID got error, return this error.  
TSPL\_PARAM\_GREAT\_RANGE(-3): when valueParameter is not at above range, return this error

**Description**

- TL51 model does not support this method now, TL21 supported

**Invoke example**

```

LONG ret =0;
CString info;
SetIs21();//TL21 need to use this method
ret = SelectCodePageTSPL(m_hPrinter,21);
switch(ret)
{
    case TSPL_IDERROR:
        info.Format("SelectCodePageTSPLParameter m_hPrinter error:%d",ret);
        MessageBox(info);
        break;

```

```

    case TSPL_PARAM_GREAT_RANGE:
        info.Format("SelectCodePageTSPL when CharSetNameParameter is not at
above range, return this error, error code:%d",ret);
        MessageBox(info);
        break;
}

```

## Appendix

### 1. CODE128 summarize

CODE128 can use character set A、character set B and character set C interchangeably, and can encode 128 characters of ASCII, 100 numbers 00~99 and some special characters. The code character of each character set are below:

- Character set A: ASCII characters 00H~5FH
- Character set B: ASCII characters 20H~7FH
- Character set C: 100 numbers 00~99

CODE128 can encode below special character

- SHIFT Character

“SHIFT” can convert the first character after SHIFT character from character set A to character set B or from character set B to character set A. From the second character, it will return to the character set which is used by SHIFT previously. “SHIFT” characters can only be used alternatively between character set A and character set B. It can't make the encoding character enter or exit the status of character set C.

- Character set chosen character (CODE A、CODE B、CODE C)

These characters can convert the rear code characters to character A、B or C

- Function character (FNC1、FNC2、FNC3、FNC4)

The use of functional characters depends on the application software. In character set C, only FNC1 is available.

### 2. Character set

Character set A

chara cter	send data		charac ter	send data		charac ter	send data	
	Hex	Decimal		Hex	Decimal		Hex	Decimal
NULL	00	0	&	26	38	L	4C	76
SOH	01	1	'	27	39	M	4D	77
STX	02	2	(	28	40	N	4E	78
ETX	03	3	)	29	41	O	4F	49
EOT	04	4	*	2A	42	P	50	80
ENQ	05	5	+	2B	43	Q	51	81
ACK	06	6	,	2C	44	R	52	82
BEL	07	7	-	2D	45	S	53	83
BS	08	8	.	2E	46	T	54	84
HT	09	9	/	2F	47	U	55	85
LF	0A	10	0	30	48	V	56	86
VT	0B	11	1	31	49	W	57	87
FF	0C	12	2	32	50	X	58	88
CR	0D	13	3	33	51	Y	59	89
SO	0E	14	4	34	52	Z	5A	90
SI	0F	15	5	35	53	[	5B	91
DLE	10	16	6	36	54	\	5C	92
DC1	11	17	7	37	55	]	5D	93
DC2	12	18	8	38	56	^	5E	94
DC3	13	19	9	39	57	_	5F	95
DC4	14	20	:	3A	58	FNC1	7B,31	123,49
NAK	15	21	;	3B	59	FNC2	7B,32	123,50
SYN	16	22	<	3C	60	FNC3	7B,33	123,51
ETB	17	23	=	3D	61	FNC4	7B,34	123,52
CAN	18	24	>	3E	62	SHIFT	7B,53	123,83
EM	19	25	?	3F	63	CODEB	7B,42	123,66
SUB	1A	26	@	40	64	CODEC	7B,43	123,67
ESC	1B	27	A	41	65			
FS	1C	28	B	42	66			
GS	1D	29	C	43	67			
RS	1E	30	D	44	68			
US	1F	31	E	45	69			
SP	20	32	F	46	70			
!	21	33	G	47	71			
"	22	34	H	48	72			
#	23	35	I	49	73			
\$	24	36	J	4A	74			
%	25	37	K	4B	75			

## Character set B

chara cter	send data		charac ter	send data		charac ter	send data	
	Hex	Decimal		Hex	Decimal		Hex	Decimal

SP	20	32	F	46	70	I	6C	108
!	21	33	G	47	71	m	6D	109
"	22	34	H	48	72	n	6E	110
#	23	35	I	49	73	o	6F	111
\$	24	36	J	4A	74	p	70	112
%	25	37	K	4B	75	q	71	113
&	26	38	L	4C	76	r	72	114
'	27	39	M	4D	77	s	73	115
(	28	40	N	4E	78	t	74	116
)	29	41	O	4F	79	u	75	117
*	2A	42	P	50	80	v	76	118
+	2B	43	Q	51	81	w	77	119
,	2C	44	R	52	82	x	78	120
-	2D	45	S	53	83	y	79	121
.	2E	46	T	54	84	z	7A	122
/	2F	47	U	55	85	{	7B,7B	123,123
0	30	48	V	56	86		7C	124
1	31	49	W	57	87	}	7D	125
2	32	50	X	58	88	—	7E	126
3	33	51	Y	59	89	DEL	7F	127
4	34	52	Z	5A	90	FNC1	7B,31	123,49
5	35	53	[	5B	91	FNC2	7B,32	123,50
6	36	54	\	5C	92	FNC3	7B,33	123,51
7	37	55	]	5D	93	FNC4	7B,34	123,52
8	38	56	^	5E	94	SHIFT	7B,53	123,83
9	39	57	_	5F	95	CODE	7B,41	123,65
:	3A	58	`	60	96	A	7B,43	123,67
;	3B	59	a	61	97	CODE		
<	3C	60	b	62	98	C		
=	3D	61	c	63	99			
>	3E	62	d	64	100			
?	3F	63	e	65	101			
@	40	64	f	66	102			
A	41	65	g	67	103			
B	42	66	h	68	104			
C	43	67	i	69	105			
D	44	68	j	6A	106			
E	45	69	k	6B	107			

## Character set C

character	send data		Character	send data		character	send data	
	Hex	Decimal		Hex	Decimal		Hex	Decimal

0	00	0	38	26	38	76	4C	76
1	01	1	39	27	39	77	4D	77
2	02	2	40	28	40	78	4E	78
3	03	3	41	29	41	79	4F	79
4	04	4	42	2A	42	80	50	80
5	05	5	43	2B	43	81	51	81
6	06	6	44	2C	44	82	52	82
7	07	7	45	2D	45	83	53	83
8	08	8	46	2E	46	84	54	84
9	09	9	47	2F	47	85	55	85
10	0A	10	48	30	48	86	56	86
11	0B	11	49	31	49	87	57	87
12	0C	12	50	32	50	88	58	88
13	0D	13	51	33	51	89	59	89
14	0E	14	52	34	52	90	5A	90
15	0F	15	53	35	53	91	5B	91
16	10	16	54	36	54	92	5C	92
17	11	17	55	37	55	93	5D	93
18	12	18	56	38	56	94	5E	94
19	13	19	57	39	57	95	5F	95
20	14	20	58	3A	58	96	60	96
21	15	21	59	3B	59	97	61	97
22	16	22	60	3C	60	98	62	98
23	17	23	61	3D	61	99	63	99
24	18	24	62	3E	62	FNC1	7B,31	123,49
25	19	25	63	3F	63	CODEA	7B,41	123,65
26	1A	26	64	40	64	CODEB	7B,42	123,66
27	1B	27	65	41	65			
28	1C	28	66	42	66			
29	1D	29	67	43	67			
30	1E	30	68	44	68			
31	1F	31	69	45	69			
32	20	32	70	46	70			
33	21	33	71	47	71			
34	22	34	72	48	72			
35	23	35	73	49	73			
36	24	36	74	4A	74			
37	25	37	75	4B	75			